



2020 GENUINE BRUNSWICK

PARTS



Brunswick®

TABLE OF CONTENTS

Section 1 – GS Pinsetter Parts

GS Featured Products.....	4
Elevator.....	6
Transport Band Assembly.....	8
Setting Table.....	10
Ball Cushion and Pit Curtain.....	14
Sweep Wagon.....	16
Drive Frame Assembly.....	18
Distributor.....	20
Ball Accelerator.....	26
Electrical box.....	28
Tools and Maintenance.....	30

Section 2 – Non Pinsetter Parts

Ball Lift Assembly.....	34
Ball Return and Rack.....	38
Furniture.....	40
Electrical and Scoring Components.....	42

Section 3 – Hardware

Hex Head Cap Screws.....	46
Socket Head Cap Screws.....	51
Flat Head Socket Cap Screws.....	52
Button Head Socket Cap Screws.....	53
Lockwashers.....	54
Hex Nuts.....	55
Flat Washers.....	57
Retaining Rings.....	60
Roll Pins.....	61
Spiral Pins.....	62
Machine Keys.....	63
X-Washer Pins.....	64
X-Washers and Pins.....	65
Sleeve Oilite Bearings.....	66
Flanged Oilite Bearings.....	68
Ball Bearings.....	70
Compression Springs.....	76
Tension Springs.....	78

Index	80
--------------------	----

Safety Procedures	90
--------------------------------	----

Brunswick Electronic Repair	91
--	----

NOBODY KNOWS PINSETTERS LIKE BRUNSWICK KNOWS PINSETTERS

Brunswick introduced its first automatic pinsetter in 1956 and has been on the leading edge of pinsetter innovation ever since. Nobody knows pinsetters like Brunswick knows pinsetters. So when it comes to OEM parts to support the maintenance and repair of your pinsetters, Genuine Brunswick Parts are the obvious choice.

Brunswick engineers and mechanics work with suppliers to ensure the parts to support both the A2 and GS® series of pinsetters are exactly what is required in form, fit and function. Brunswick designed the pinsetters, so who better to provide the parts needed to ensure the pinsetters meet your expectations.

For some of the most critical parts necessary to achieve great pinsetter performance, Brunswick has stepped it up a notch with Advanced Performance Genuine Brunswick parts. Advanced Performance Genuine Brunswick parts are the cream of the crop and are all backed by at least a 1-year warranty. Like all Genuine Brunswick parts, they are the originals – precision engineered for your equipment, refined with knowledge that can only be drawn from over 50 years of experience in the parts business.

To further enhance our knowledge of pinsetter operations we make a point of listening to and working with the mechanics who spend their working days with the machines. Over the years they have taught us a lot about the practical aspects of pinsetter operations. And in many instances mechanics have given Brunswick ideas for new or improved products that we have adopted. As you look through this catalog you will see many parts that were the brainchild of mechanics.

Buy Genuine Brunswick Parts and rest assured you are getting the highest-quality parts, designed to keep your center running smoothly.



GS PINSETTER PARTS



Advanced Performance

ADVANCED PERFORMANCE PIN GUIDE/STOP

See page 20 for additional information.

47-097417-000



Advanced Performance

ADVANCED PERFORMANCE NEX GEN REAR DISPLAY PACKAGE

See pages 6 and 28 for additional information.

47-861048-403



Advanced Performance

ADVANCED PERFORMANCE CHAIN GEAR

See page 18 for additional information.

47-075474-009


Advanced Performance

ADVANCED PERFORMANCE OEM TRANSPORT BAND

See page 8 for additional information.

11-635201-000 – Short Pit

11-053581-000 – Long Pit



Advanced Performance

ADVANCED PERFORMANCE DOUBLE DAMPERS - GS AND GS-X SPOTTING TONGS

See page 10 for additional information.

47-051770-600 - Standard (Pkg of 10)

47-051771-600 - Oversized (Pkg of 10)

Advanced Performance

ADVANCED PERFORMANCE IMPACT STRIP (PAIR)

See page 14 for additional information.

47-026102-009



BELT WELD KITS, IRONS, AND ACCESSORIES

See page 30 for additional information.



UNIVERSAL PIN STATION

See page 20 for additional information.

47-094792-009 – 2, 3, 4, 8, 9 pin location (shown large)

47-094793-009 – 1, 5, 6 pin location (not shown)

47-094794-009 – 7, 10 pin location (not shown)



BALL STOP

See page 99 for additional information.

47-277455-009



TWO PIECE SPUR GEAR

See page 20 for additional information.

47-274669-004



LED LIGHT FIXTURE ONLY

GS, GS-X AND STRING PIN /230/380V

See page 113 for additional information.

47-863001-000



SETTING TABLE CABLE ASSEMBLY (NEX GEN)

See page 10 for additional information.

47-245420-004



PIN FEED EXTENDER KIT

See page 6 for additional information.

47-862507-000



**Advanced
Performance**

ADVANCED PERFORMANCE NEX GEN REAR DISPLAY PACKAGE

Reduce down time and improve safety with GS Rear Displays.

- View errors or error codes from the back of the machine
- Nex Gen package includes updated firmware
47-861048-403 – Nex Gen
47-861046-000 – Consolidated
(See page 28 for additional information)



NEX GEN FIRMWARE UPGRADE

Easy to replace firmware provides new features and options:

- Fine tune table position after a non-strike first ball to improve pin collection and loading efficiency, while noticeably reducing pinsetter noise in the center
- Choose to drop the rake when the lane is turned off, reducing ball jams and protecting staff working in the pit area
- The ball accelerator can immediately shut down upon detection of an associated error, providing additional protection for motors and equipment
- A new timing option will return a ball even after the lane has been turned off

47-862877-403

47-862509-403 – PKG - Nex Gen Firmware with two 24 volt LED bulbs



**Advanced
Performance**

STATUS LIGHT BULBS

Extend the life of a trouble light - up to 50,000 hours (24 volt assemblies only).

47-013817-004 – 12 volt assy series 42 and below

47-014687-004 – 12 volt assy series 43-465

47-015646-004 – 24 volt assy series 466 and above

47-223170-000 – 12 volt LED bulb only (2 pack)

47-861047-000 – Advanced Performance 24 volt LED bulb only (2 pack)



PIN FEED EXTENDER KIT

Improves elevator pin loading efficiency which decreases pin distributor time outs by up to 90%.

- Kits are packaged for lane pairs
- Comes with instructions
- Requires purchase of one drill fixture per center (47-862508-000). Sold separately and includes instructions

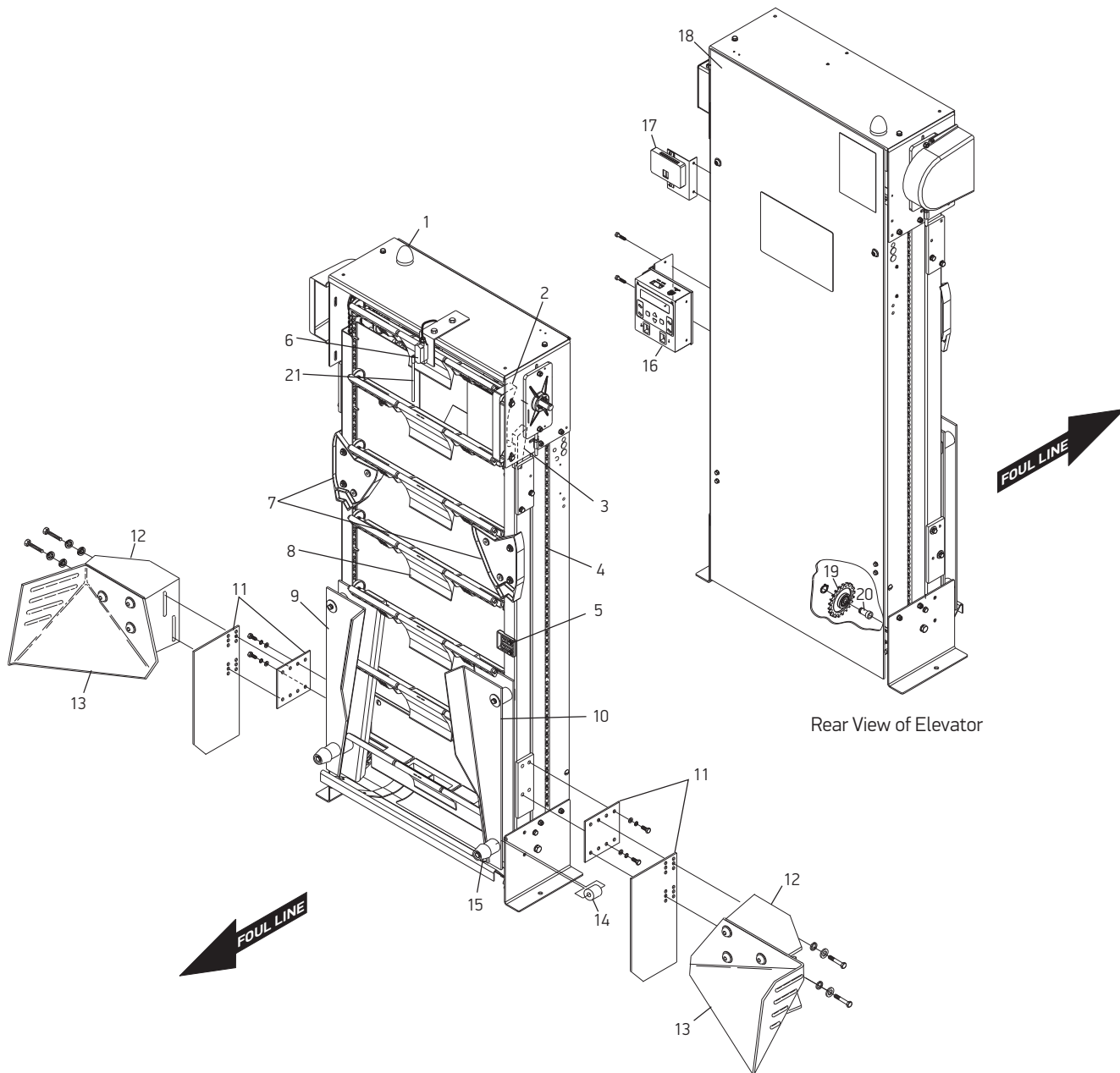
47-862507-000



NO STEP DECAL

"No Step" label for Pin Deflector Support Bracket.

11-682569-000



Rear View of Elevator

For complete schematics please refer to the GS Pinsetter Service Parts Catalog – 47-902712-000.
 Visit brunswickbowling.com/service-support/tech-support/documentation/parts-catalogs.

PART INDEX

<p>1 47-015646-004 24 Volt Trouble Light Assembly – Nex Gen</p> <p>1 47-014687-004 12 Volt Trouble Light Assembly – Consolidated</p> <p>1 47-861047-000 AP - 24 Volt LED Bulb (Pkg of 2)</p> <p>1 47-223170-000 12 Volt Bulb</p> <p>2 47-014017-003 Shovel Guide</p> <p>3 47-013951-003 Wedge Guide</p> <p>4 47-014008-003 5/8" Chain w/ Shovel Pins</p> <p>5 47-014060-003 Ejector</p>	<p>6 47-014917-009 Pin Count Switch – GS 96 and prior</p> <p>6 47-014918-003 GS 98/GS-X</p> <p>7 47-014761-003 Centering Guides</p> <p>8 47-013532-009 Pin Shovel Assembly</p> <p>9 47-013992-001 LH Front Pin Deflector</p> <p>10 47-013991-001 RH Front Pin Deflector</p> <p>11 47-862507-000 Pin Feed Extender Kit</p> <p>11 47-862508-000 Drill Fixture, Pin Feed Extender</p> <p>12 47-024036-002 Pin Deflector Support Bracket</p> <p>13 47-026103-000 RH Pin Deflector (8mm)</p>	<p>13 47-026104-000 LH Pin Deflector (8 mm)</p> <p>14 47-014009-004 Spacer</p> <p>15 47-023660-004 Cushion Cap</p> <p>16 47-861048-403 AP - Nex Gen Rear Display Pkg</p> <p>17 47-861046-000 AP - Consolidated Rear Display Pkg</p> <p>18 47-013990-002 Elevator Guard</p> <p>19 47-011053-004 Deflection Chain Gear</p> <p>20 47-011130-004 Bearing Bolt</p> <p>21 47-860016-000 Pkg-Arm, Pin Count Switch (6)</p>
---	--	--



**Advanced
Performance**

ADVANCED PERFORMANCE OEM TRANSPORT BAND

Brunswick's best transport band! Improve performance with this "top of the line" transport band. Made to stringent specifications to assure it will run straight and will not stretch, assuring long life.

- Consider adding Pin Feed Extender Kit (pg. 6) to minimize time outs
- 11-635201-000** – Short Pit (1440 mm x 2020 mm)
11-053581-000 – Long Pit (1440 mm x 2450 mm)



V-BELT PULLEY

OEM V-belt pulley, for transport band drive.

47-024004-003



SIDE FRAME REPAIR KIT

This kit repairs stripped or missing insert nuts on the transport band side frames.

- Nut plate has peel and stick tape for easy installation
 - Kit comes with one plate and one M10 x 60mm socket flat head screw
- 47-276153-009**



CERTIFIED TRANSPORT BAND

Utilize this lower cost belt that still maintains the performance of GS® pinsetters.

- Double-finger splice construction with wider joint provides more surface contact, relieving impact stress more effectively
 - Thicker material gives the belt higher ultimate tensile strength and higher bearing load
 - Consider adding Pin Feed Extender Kit (pg. 6) to minimize time outs
- 11-635201-100** – Short Pit (1440 mm x 2020 mm)



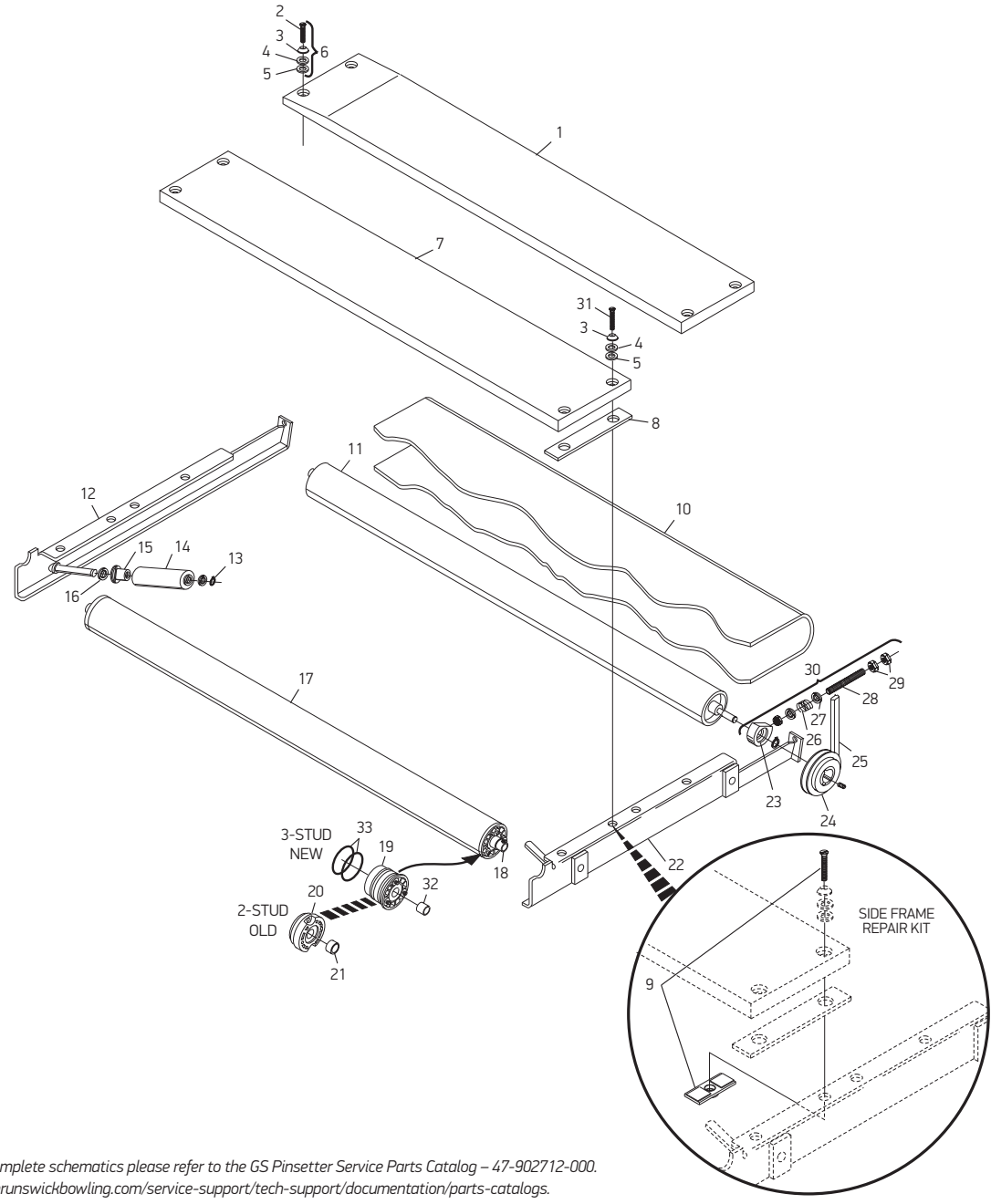
THREADED ROD

OEM threaded rod for transport band bearing housing.

47-024093-004



GS | TRANSPORT BAND ASSEMBLY



For complete schematics please refer to the GS Pinsetter Service Parts Catalog – 47-902712-000.
 Visit brunswickbowling.com/service-support/tech-support/documentation/parts-catalogs.

PART INDEX

1	47-025175-003	LH Rear Board Assy, odd lane	9	47-276153-009	Side Frame Repair Kit	23	11-430055-000	Deep Groove Ball Bearing
1	47-025176-003	RH Rear Board Assy, even lane	10	11-635201-000	AP - OEM Transport Band Belt	23	11-051902-001	Retaining Ring 52mm
2	11-052401-001	Slotted, Pan Head, Screw 8mm x 50mm (GS-92)	10	11-635201-100	Certified Transport Band Belt	24	47-024330-004	V-Belt Pulley 100mm
2	11-052929-000	Slotted, Pan Head, Screw 10mm x 50mm (GS-96 and above)	11	47-025051-001	LH Short Roller Assy (Rear) Odd Lane	24	47-025049-004	V-Belt Pulley 125mm
3	11-052150-001	Finishing Washer 8mm (GS-92)	11	47-024905-001	RH Short Roller Assy (Rear) Even Lane	25	11-053909-000	V-Belt (use 100mm Pulley)
3	47-024740-004	Finishing Washer 5.3mm x 28mm x 10.2mm (GS-96 and above)	11	47-023669-002	Rear Roller Assy (Long Pit)	25	11-053910-000	V-Belt (use 125mm Pulley)
4	47-023663-004	Rubber Washer (GS-92)	12	47-024736-009	LH Transport Band Side Frame	26	47-024309-004	Spring
4	47-861042-001	Rubber Washer (GS-96 and above)	13	11-051858-001	Retaining Ring 15mm	27	11-052050-001	Flat Washer 10.5mm
5	11-052019-001	Flat Washer (GS-92)	14	47-020942-003	Roller	28	47-024093-004	Threaded Rod 10mm x 140mm
5	47-024741-004	Flat Washer (GS-96 and above)	15	47-020943-004	Roller Bushing	29	11-051703-001	Hex Nut 10mm
6	47-024744-009	Board Screw Kit 10mm	16	47-861011-001	LH Washer 17mm (Pkg of 10)	30	47-274332-002	Bearing Block Repair Kit
7	47-023959-003	Front Board Assembly	17	47-023981-002	Roller Assy, 3-stud (Front)	31	47-861018-001	Slotted, Pan Head, Screw 8mm x 60mm (GS-92)
8	47-023915-004	Rubber Spacer	18	47-023933-004	Shaft - Front	31	11-052930-000	Hex Head, Cap Screw 10mm x 60mm (GS-96 and above)
9	11-135400-000	Rubber Well Nut, Series 43-76 (not shown)	19	47-025178-003	Bearing (3-Stud) with bushing	32	47-026370-009	Spacer Bushing - 21 mm (Pkg of 2)
			20	47-020908-003	End Cap w/Bearing (2-Stud)	33	47-860013-000	O-Ring (4/pkg)
			21	47-026371-009	Spacer Bushing - 13.5 mm (Pkg of 2)			
			22	47-024735-009	RH Transport Band Side Frame			
			23	47-024094-003	Housing			



SETTING TABLE REPAIR KIT GS SERIES 13 THROUGH 574

Used to prevent the back portion of the GS-Series pinsetters setting table from bending upward due to pin impact. If excessive, this bending can obstruct movement and improper operation of the spotting tong.

- Uses 7 existing holes and 2 new holes drilled through the table frame. The repair plate attaches to the bottom of the setting table across the entire width of the frame (from 7 pin to 10 pin) using 9 - hex socket, flathead screws

47-275850-009



SETTING TABLE REPAIR KIT GS-X/CPO SERIES 424 AND ABOVE

Used between the rear swing shaft mounting support brackets for extra support.

- Bent or broken supports will not allow the swing shafts of the table to operate correctly during pinsetter operation, leading to wobbling pins when a new rack is set
- Hardware included

47-275620-009



SETTING TABLE LEVER

Improved design with extra material and radius to the tab area of this part.

- Secures pin holders in the horizontal position during pinsetter operation
- Tab connects to the setting table latch assembly

47-054989-001



TABLE LATCH

Does your table try and set pins on the first ball cycle? If so your table latch may be broken. From mechanics requests we have increased the radius on this part to make it stronger and less prone to breakage.

47-051674-004

CABLE GUIDE CLIPS

- Use to fasten cables to cable guide
47-055167-003
- For pinsetter series 424 and above
47-861052-000 - (Pkg of 10)



OEM SETTING TABLE CABLE ASSEMBLY (NEX GEN)

Based on field feedback, this assembly has been improved to provide added flexibility and protection. Additionally, to reduce movement and wear, the cable attachment has been modified for an optimized fit.

- Standard on production pinsetters series 686 and above

47-245420-004




LINK ASSEMBLY

Keep one of these links in your GS-X spare parts inventory at all times.

- Allows for stable connection from one swing shaft to the other
- Provides adjustment to pin spotting from front to back on the pin deck when new pins are spotted on the pin deck

47-055002-002



ADVANCED PERFORMANCE DOUBLE DAMPERS - GS AND GS-X SPOTTING TONGS

- Holds pins more securely by gripping in two places
- Pins are held higher and at the same level
- Works well with new pins, which can slip more easily
- Oversized dampers work well on worn spotting tongs and should be installed on 10-pin side of spotting tong
- Use standard and oversized the same way as original single dampers. Installation instructions included

47-051770-600 - Standard (Pkg of 10)

47-051771-600 - Oversized (Pkg of 10)



ADVANCED PERFORMANCE GS OVERSIZE SPOTTING TONG DAMPER

Extends life and eliminates pinsetter downtime with these oversize tongs.

- Install on 10 pin side of spotting tong
- Used on all series GS machines, including GS-X
- Ships in packages of ten

47-051758-500 - Vinyl Black

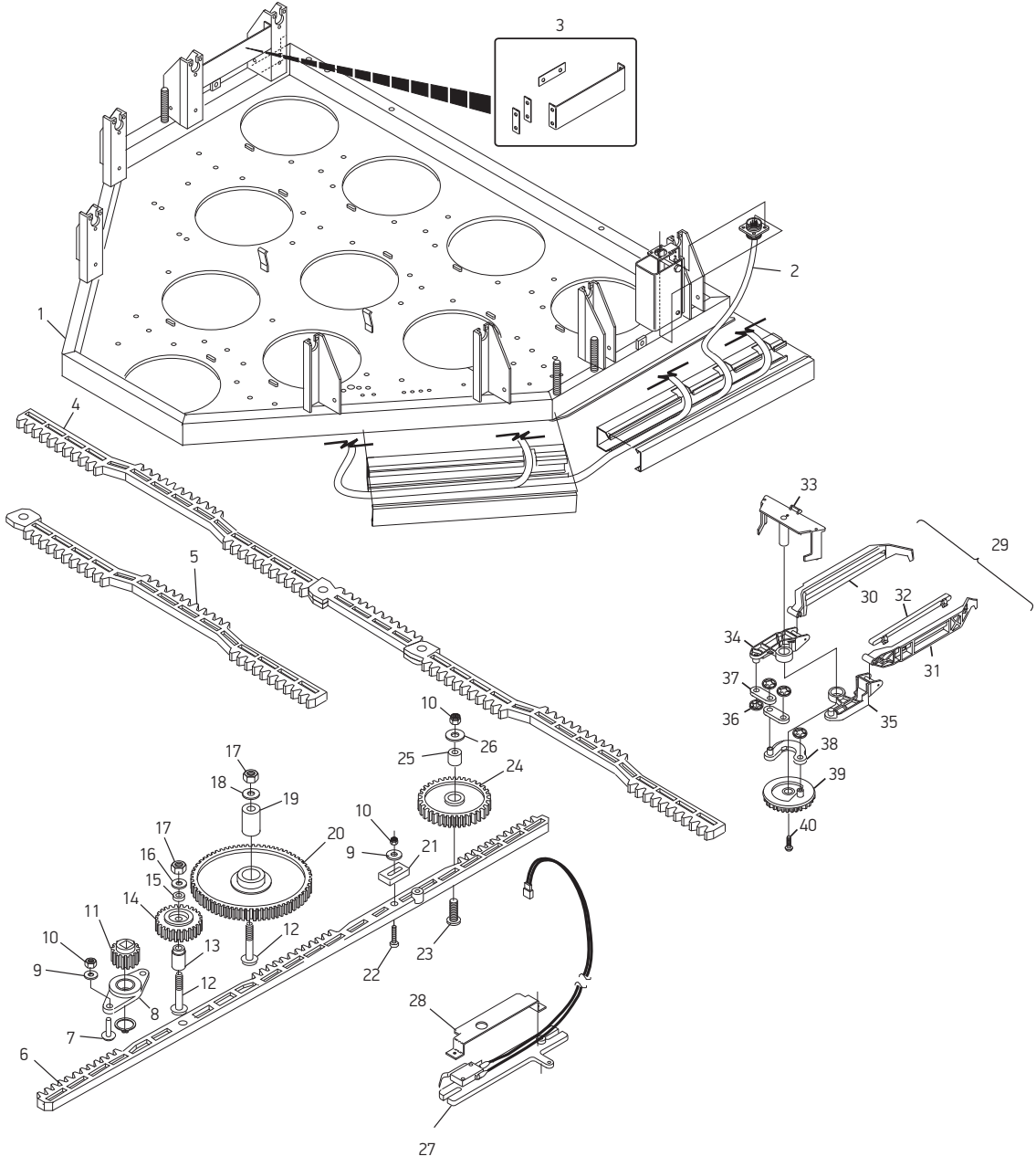
47-051758-600 - Urethane Clear

OEM DAMPER STANDARD SINGLE

47-051758-003



GS | SETTING TABLE



For complete schematics please refer to the GS Pinsetter Service Parts Catalog – 47-902712-000.
 Visit brunswickbowling.com/service-support/tech-support/documentation/parts-catalogs.

PART INDEX

1	47-05177-001	Setting Table Assembly Frame	16	11-052017-001	Flat Washer 8.4mm	31	47-055148-002	L.H. Tong
1	47-055166-009	Setting Table Complete	17	11-051744-001	Locknut 8mm	32	47-051770-600	Double Damper - Standard
2	47-245164-001	Setting Table Harness	18	11-052019-001	Flat Washer 8.4mm	32	47-051771-600	Double Damper - Oversized
3	47-275620-009	Setting Table Repair Kit	19	47-051617-004	Spacer Bushing	32	47-051758-003	Damper - Standard Single
4	47-053513-009	Toothed Rack (center)	20	47-051616-004	Gear	32	47-051758-600	AP - Oversized Urethane Damper
5	47-051565-002	Toothed Rack (front)	21	47-051682-004	Stop	32	47-051758-500	AP - Oversized PVC Damper
6	47-051635-001	Geared Rack	22	11-051028-001	Truss Hd. Screw 6mm x 25mm	33	47-054902-002	Deck Plate
7	47-861008-001	Truss Hd. Screw 6mm x 16mm	23	11-051877-001	Socket Hd. Screw 6mm x 25mm	34	47-054897-003	L.H. Spotting Tong Pivot
8	47-051625-004	Shaft Support	24	47-051632-004	Gear	35	47-054898-003	R.H. Spotting Tong Pivot
9	11-052008-001	Flat Washer (6.4 mm)	25	47-051633-004	Spacer Bushing	36	47-861050-000	Speed Nut 8 mm (10/pkg)
10	11-051743-001	Locknut 6mm	26	11-052037-001	Flat Washer 6.4mm	37	47-051762-004	Connecting Link
11	47-071615-004	Square Shaft Gear	27	47-243027-004	Switch - Complete	38	47-054900-003	LH Lever (1, 4, 5, 6)
12	11-051878-001	Truss Hd. Screw 8mm x 45mm	28	47-053812-004	Switch Protector	38	47-054901-003	RH Lever (2, 3, 7, 8, 9, 10)
13	47-052021-004	Spacer Bushing	29	47-055117-009	Spotting Tong (1,4,5,6)	39	47-054899-003	Gear
14	47-052020-004	Gear	30	47-055118-009	Spotting Tong (2,3,7,8,9,10)	40	11-054459-000	Self Tapping, Torx Screw K60 x 16mm
15	47-052022-004	Spacer Ring						

GS | SETTING TABLE



PINHOLDER ASSEMBLY COMPLETE

- 47-053850-009** - GS-10 and GS-92 (universal electrical system)
- 47-054699-009** - GS-96 - GS-98
- 47-055314-009** - GS-X/CPO



MICRO SWITCH

- OEM pin holder micro switches. Single, for GS 92 and earlier, Double for GS 96 and 98, and GS-X for all GS-X machines.
- 47-054700-004** - Double (Shown large)
 - 47-053635-004** - Single, cherry
 - 47-055323-004** - GS-X



GS-X SWITCH FINGER

- Prevent broken or worn switch finger leading to pin loading errors with this improved design.
- Allows for extended wear
 - Check pinholders for worn components regularly for ultimate performance
- 47-054982-002**



GS-X TABLE SAFETY SUPPORT

This support prevents the setting table from falling while the pinsetter is in the home position for maintenance needs. It improves maintenance safety, and prevents pinsetter damage.

- Easily installs on pinsetter
 - Only for use with the GS-X Tower-down Pinsetters
 - Includes installation instructions
- 47-860011-000**

TECH TIP
If you receive a "Multiple Spotting Tong Switch Error" Code /76, you may want to add a garden hose washer to the top of the large gear at the left side of the setting table. By adding the garden hose washer under the nut and washer, you will prevent the gear rack from bouncing off the stop blocks - acting like a second clutch for the gear racks.



PINHOLDER SOLENOID

- Prevent setting table jams with these solenoids.
- Solenoid comes with the plunger
 - Powerful solenoid made from high grade iron
 - Designed to activate pin holder pin grippers properly long term
- 99-060242-004**
For tables with round swing shafts
- 99-060351-004**
For tables with square swing shafts



TUBE GUIDE

Provides long-lasting consistent support for table setting and resetting of pins.

47-085349-003



PIN HOLDER WITH DAMPERS

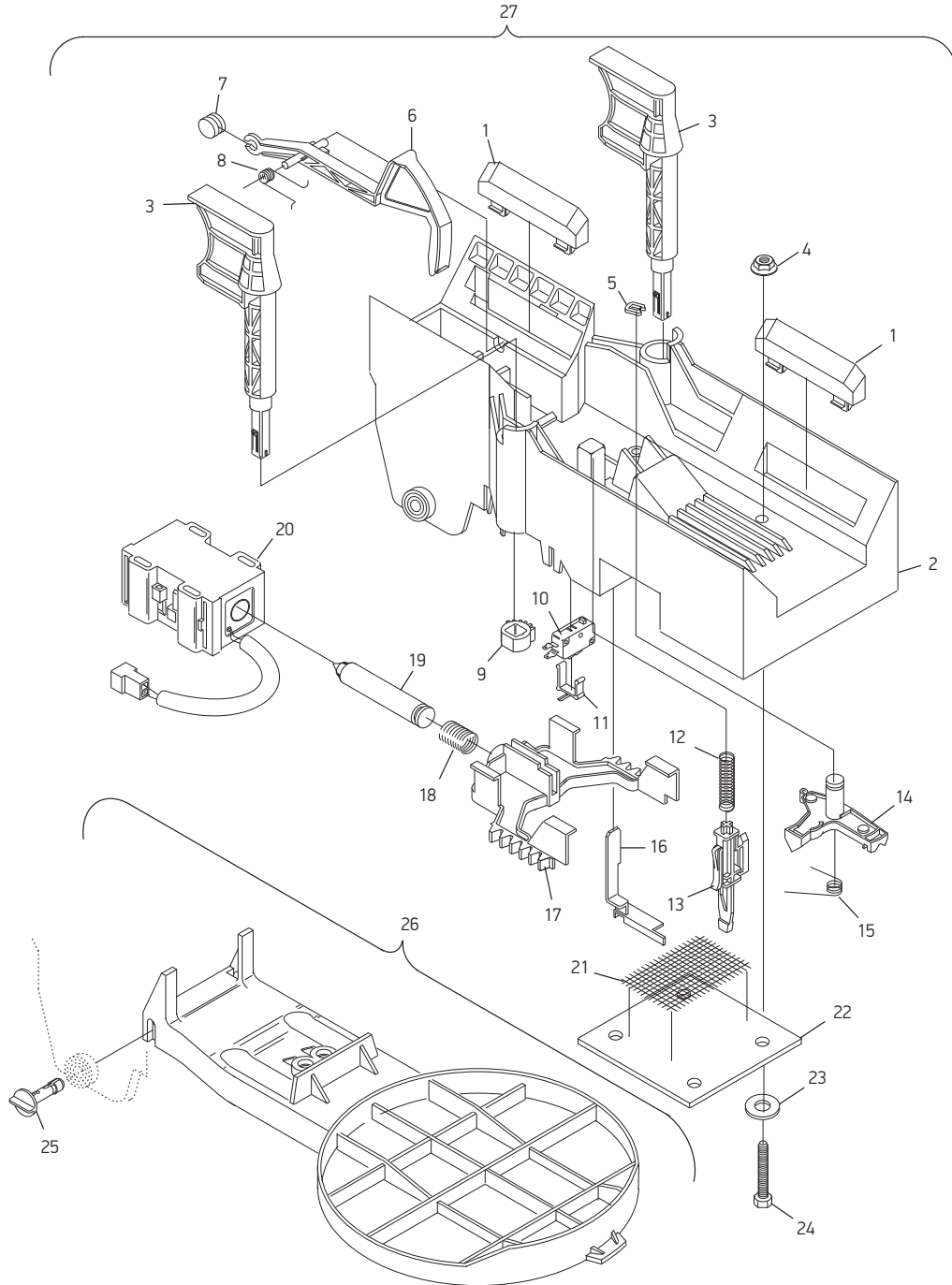
- 47-054689-009** - GS-10, GS-92, GS-96 - GS-98
- 47-054980-201** - GS-X/CPO



SWITCH ACTUATOR

Improved pin holder switch actuation reliability. Flatter contact surface of the switch actuator reduces double loading of the setting table pinholders.

47-054985-001



For complete schematics please refer to the GS Pinsetter Service Parts Catalog – 47-902712-000.
Visit brunswickbowling.com/service-support/tech-support/documentation/parts-catalogs.

PART INDEX

1	47-050308-004	Damper	11	47-055001-004	Clip (Micro Switch)	20	99-060351-004	Solenoid - Only
2	47-054980-201	Pin Holder w/Damper GS-X	12	47-055008-004	Tension Spring	21	47-055785-004	Mount Plate - Steel
3	47-054981-002	Pin Gripper	13	47-054988-003	Switch Button	22	47-055003-004	Mount Plate
4	11-055500-001	Hex Nut 6 mm	14	47-054985-001	Switch Actuator	23	47-861040-001	Washer 6.1 mm (Pkg of 10)
5	47-054986-004	Grip Ring	15	47-055006-004	Torsion Spring	24	11-051014-001	Hx Hd. Cap Screw 6mm x 45mm
6	47-054982-002	Switch Finger	16	47-055328-003	Connector Clip	25	47-860005-000	Pivot Pin (Pkg of 10)
7	47-052124-004	Counter Weight	17	47-054983-002	Drive	26	47-054298-001	Pin Detector Plate w/Pin
8	47-055005-004	Tension Spring	18	47-054987-004	Solenoid Spring	27	47-055314-009	Pinholder Assembly - GS-X/CPO
9	47-054984-004	Gear	19	47-055004-004	Solenoid Plunger			
10	47-055323-004	Micro Switch	19	99-090349-004	O-Ring for Plunger			



Advanced Performance

ADVANCED PERFORMANCE IMPACT STRIP (2/PKG)

- Lasts 3-5 times longer than the original impact strips
 - Made from ultra-high molecular weight polyethylene
 - Save time checking and replacing worn parts
 - Avoid costly damage from broken strips
- 47-026102-009**



BALL CUSHION BOARD WITH FACING

Minimize ball energy with this special cushion facing.

- Cushion molded to board to prevent delaminating
 - Includes 47-274888-009 ball door flap kit
- 47-025044-009 – LH**
47-025045-009 – RH



Advanced Performance

ADVANCED PERFORMANCE BALL CUSHION FRAME

Eliminate risk of failed Ball Cushion Frame with a design that conforms to stringent specifications.

- This frame has increased material thickness where necessary
 - Made from high grade steel
 - Improved welding and shock mounting system
- 47-025639-009**



IMPACT STRIP

Inspect and replace damaged impact strips at all times as part of normal maintenance to the ball cushion assembly.

- Damaged impact strips can lead to possible ball and pin damage
 - Made to withstand repeated ball impacts to the pit cushion
- 47-021010-003**



BALL CUSHION HYDRAULIC SHOCK ASSEMBLY-COMplete

Preserve pit cushions with properly maintained shocks. For all GS pinsetter models.

- 47-861049-009 – Replacement O-Ring (5/pkg)
- 99-026121-000**



CUSHION ADJUSTMENT HARDWARE KIT

Reduce wear on the Cushion Rubber Bumper – 11-053578-000. Worn cushion bumpers can create ball return issues.

47-862108-000



PIT CURTAIN

Smooth surface is easy to clean, non-marking, and oil resistant.

47-021084-004



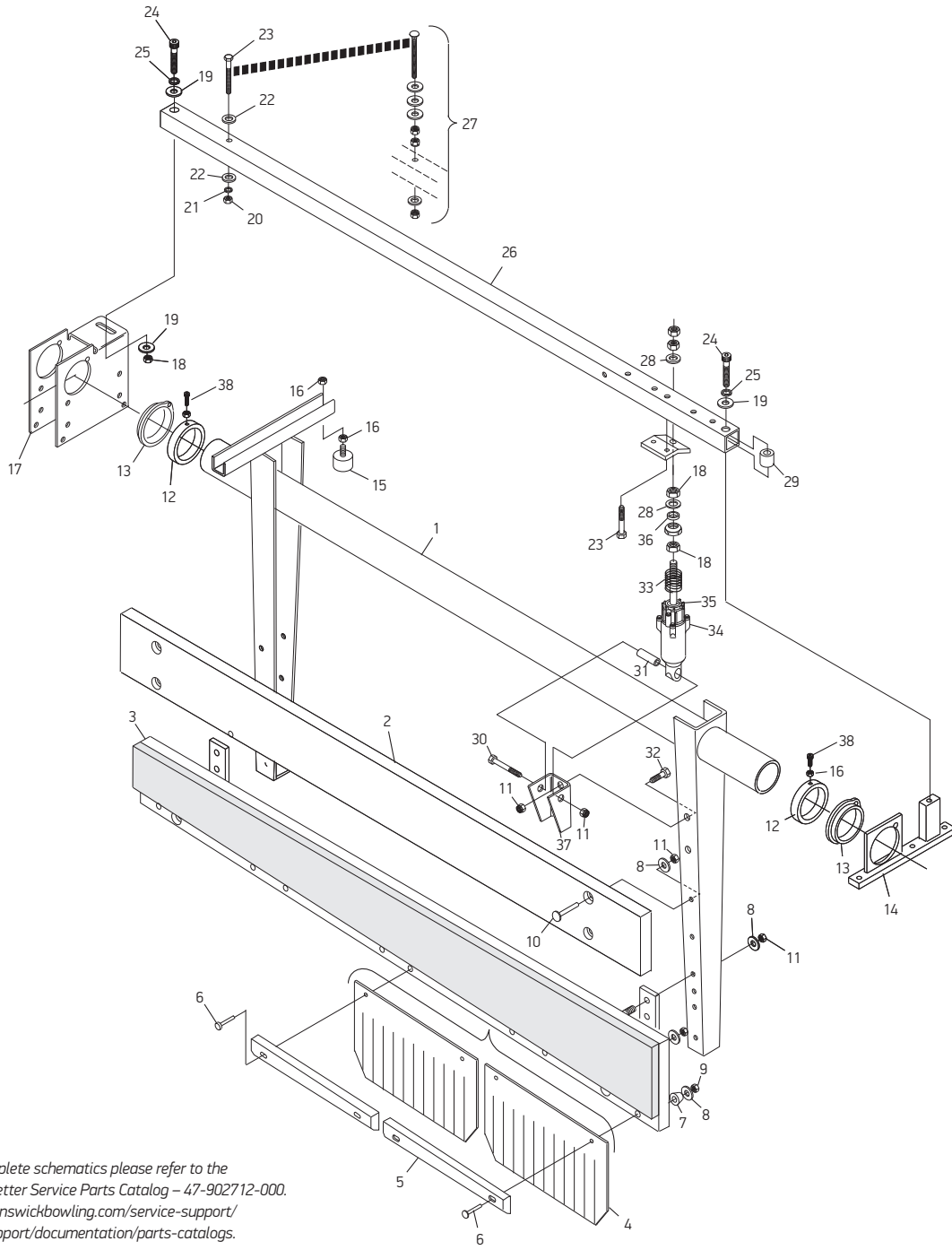
BALL DOOR FLAP KIT

Minimize "pins in the ball door."

47-274888-009



GS | BALL CUSHION AND PIT CURTAIN



For complete schematics please refer to the GS Pinsetter Service Parts Catalog – 47-902712-000. Visit brunswickbowling.com/service-support/tech-support/documentation/parts-catalogs.

PART INDEX

1	47-025639-009	AP-Ball Cushion Frame w/ Bracket	12	47-020953-004	Stop Collar	26	47-024077-003	Transverse Bar, Short Pit
2	47-021872-003	Top Ball Cushion Board	13	99-010108-004	Bearing	27	47-862108-000	Cushion Adjustment Hardware Kit
3	47-025045-009	RH Ball Cushion Board with Facing, even lane	14	47-020947-003	Bearing Block	28	11-052015-000	Flat Washer 13mm
3	47-025044-009	LH Ball Cushion Board with Facing, odd lane	15	11-053578-000	Rubber Bumper	29	47-021110-004	Spacer
4	47-274888-009	Ball Door Flap Kit	16	11-051704-001	Hex Nut 8mm	30	11-051071-000	Hex Hd. Cap Screw M10 x 60mm
5	47-026102-009	AP Impact Strips (2/pkg)	17	47-021466-001	Bearing Block	31	47-025638-004	Spacer
5	47-021010-003	Impact Strip (Black) 1 ea	18	11-051706-001	Hex Nut 12mm	32	11-051058-001	Hex Hd. Cap Screw 10mm x 55mm
6	11-051055-001	Hx Hd. Cap Screw 8 mm x 60 mm	19	47-861010-001	Flat Washer 13mm (Pkg of 20)	33	47-071602-004	Compression Spring
7	47-023660-004	Cap	20	11-051703-001	Hex Nut 10mm	34	99-026121-000	Ball Cushion Hydraulic Assy
8	11-052018-001	Flat Washer 10.5mm	21	11-051771-001	Lockwasher 10mm	35	11-055351-000	Sealing Ring, all GS Shocks
9	11-051744-001	Locknut 8mm	22	11-052050-001	Flat Washer 10.5mm	36	47-021108-004	Spacer
10	11-052618-001	Carriage Bolt 10mm x 50mm	23	11-051012-001	Hx Hd. Cap Screw 10mm x 70mm	37	47-025637-003	Bracket
11	11-051745-001	Locknut 10mm	24	11-051564-009	Sckt Hd. Cap Screw 12mm x 60mm	38	11-051515-001	Socket Hd Cap Screw 6mm x 18mm
			25	11-051772-001	Lockwasher 12mm			
			26	47-020948-003	Transverse Bar			

TECH TIP

Occasionally the sweep on the GS pinsetter will stay down at the end of a cycle causing the pin light to stay on and the pinsetter not to generate an error code on the pinsetter electronics. The problem can be solved by reducing the excessive swing of the sweep release assembly, adjusting the sweep release tipper position in relationship to the tipper roller, and adjusting the forward position of the sweep.

**GUTTER ADAPTER**

OEM gutter adapter for sweep board. Now made of stronger material to last even longer.

47-041721-002

**SWEEP RELEASE ASSEMBLY**

Complete assembly, including all linkages and solenoid.

- Easy to change and repair if necessary

47-041794-009 – Tower Up

47-045566-009 – Tower Down

**RETAINING CLIP (15MM)**

A must have for the spare parts inventory, keeps the linkage in place for smooth sweep operation.

11-051869-000

**SWEEP WAGON FRAME**

Built to provide years of service and smooth operation of the sweep assembly. Broken or bent frames may cause excess wear to the plastic rollers or put stress on the sweep drive motor to operate effectively.

47-045010-002

**GS SWEEP FOOT CAP UPGRADE KIT**

- Do you have sweep foot caps that fall out and are missing? You can now upgrade your sweep foot caps with this handy kit
- Kit includes special size drill bit, 25 fasteners and instructions

47-862011-000

47-044978-004 – Foot Caps
(sold separately)

**SWEEP ROLLER**

Keeps the sweep wagon operating smoothly.

99-040249-004

**SWEEP SHOCK ABSORBER**

Strong plunger shaft manufactured from high grade steel.

- Keeps GS sweep performing at maximum performance level

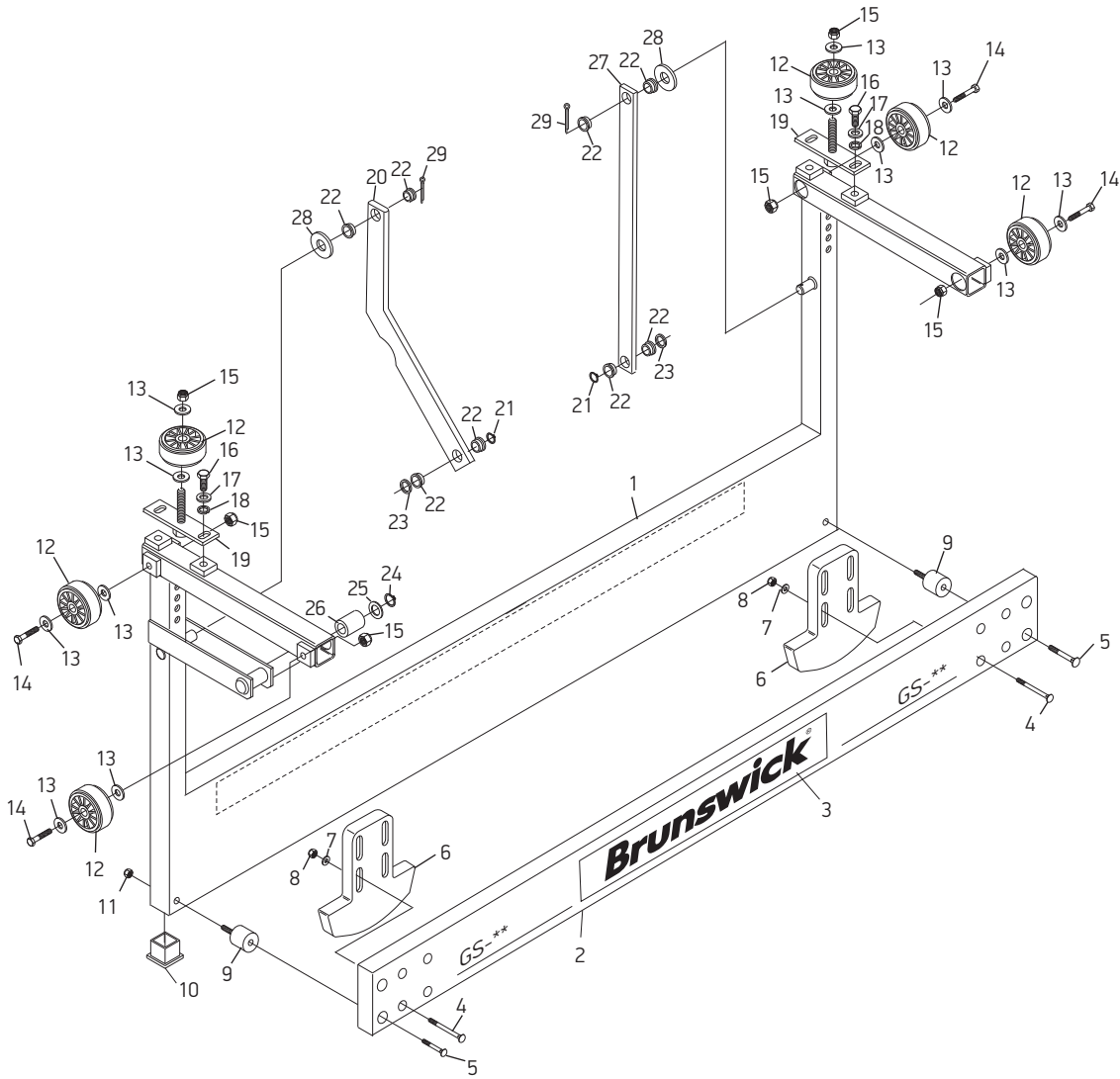
99-046122-000

47-861049-009

Replacement O-Ring (5/pkg)



GS | SWEEP WAGON



For complete schematics please refer to the GS Pinsetter Service Parts Catalog – 47-902712-000.
Visit brunswickbowling.com/service-support/tech-support/documentation/parts-catalogs.

PART INDEX

1	47-045010-002	Sweep Wagon (Frame only)	9	47-044979-004	Rubber Bumper	20	47-042056-003	L.H. Pusher Rod
2	47-044927-003	Sweep Board Only (Grey) for GS-98, GS-X	10	47-044978-004	Foot Cap	21	11-051869-000	Retaining Ring 15 mm
2	47-044802-009	Sweep Board w/Felt (Brown)	11	11-051744-001	Locknut 8mm	22	99-010103-004	Plastic Bearing
3	47-045082-004	Sweep Board Decal (GS-98)	12	99-040249-004	Plastic Roller Assembly	23	47-861029-001	Flat Washer 16mm (Pkg of 10)
3	47-045373-004	Sweep Board Decal (GS-X)	13	47-861010-001	Flat Washer 13mm (Pkg of 20)	24	11-051852-001	Retaining Ring 17mm
4	11-052614-001	Carriage Bolt 6 mm x 40 mm	14	11-051070-001	Hx Hd. Cap Screw 12mm x 60mm	25	47-861011-001	Flat Washer 17mm (Pkg of 10)
5	11-052601-001	Carriage Bolt 8 mm x 30 mm	15	11-051747-001	Locknut 12 mm	26	46-040170-004	Roller
6	47-041721-002	Gutter Adapter	16	11-051010-001	Hx Hd. Cap Screw 8mm x 20mm	27	47-041526-004	R.H. Pusher Rod
7	11-052035-001	Flat Washer 10mm	17	11-052019-001	Flat Washer 8.4mm	28	11-052034-001	Flat Washer
8	11-051745-001	Locknut 10mm	18	11-051770-001	Lockwasher 8mm	29	11-051786-001	Cotter Pin
			19	47-041774-004	Bracket			



V-BELTS

Provide the important power necessary to run the GS machines. Offers increased flexibility and reduces heat build-up that extends the life of the belt.

- 11-053901-000** – 10mm x 6mm x 875mm Distributor Sweep/Motor Drive
- 11-053902-000** – 10mm x 6mm x 1160mm Setting Table Drive
- 11-053903-000** – 13mm x 8mm x 1375mm Distributor Shaft Drive
- 11-053904-000** – 10mm x 6mm x 950mm Ball Accelerator – 50 Cycle
- 11-053905-000** – 10mm x 6mm x 1900mm Elevator Drive
- 11-053907-000** – 10mm x 6mm x 925mm Ball Accelerator – 60 Cycle
- 11-053909-000** – 10mm x 6mm x 2560mm Transport Band Drive (110mm Pulley)
- 11-053910-000** – 10mm x 6mm x 2650mm Transport Band Drive (125mm Pulley)



DRIVE MOTORS

Designed and tested to meet the most rigorous requirements.

- Available in two different voltages to meet multiple needs
- Setting table and sweep motors include heavy duty brake for improved reliability and durability
- OEM design

SWEEP MOTOR

- 99-076366-000** – 1/4 H.P. 208 VAC
- 99-076367-000** – 1/4 H.P. 230/380 VAC (Shown)

DISTRIBUTOR MOTOR

- 99-076362-000** – 1/2 H.P. 208 VAC
- 99-076363-000** – 1/2 H.P. 230/380 VAC (Shown)

TABLE MOTOR

- 99-076364-000** – 1/2 H.P. 208 VAC (Shown)
- 99-076365-000** – 1/2 H.P. 230/380 VAC



GS MOTOR STRAIN RELIEF

Used on both ABT and Siemens Motors and on all GS Series pinsetters.

11-055080-000



STROKE LIMITER SHOCK ABSORBER

Stroke limiter shock will ensure the setting table functions correctly all the time.

- Designed with no reservoir
 - Strong plunger shaft manufactured from high grade steel
- 47-861049-009** – Replacement O-Ring (5/pkg)
99-076123-000 – For series 442 and below
99-076120-000 – For series 443 and above



GEAR ASSEMBLY WITH HUB

Used in conjunction with the pinion shaft – 47-071705-004 in the pulley drive assembly to allow for correct operation of the setting table and sweep.

- Supplied with hub for ease of replacement
- 47-071702-003**



**Advanced
Performance**

ADVANCED PERFORMANCE CHAIN GEAR

Based on field feedback, this newly re-designed assembly includes two set screws to reduce stress on the gear, key, and shaft.

- Compatible with all GS-Series Tower Down Pinsetter models
 - Now standard on production pinsetters series 687 and above
 - Metric Key – 11-053503-000 for gear
- 47-075474-009**



PINION SHAFT

Used in the pulley drive assembly to allow for correct operation of the up and down movement of the setting table and correct lifting of the sweep assembly at the end of the pinsetter cycle.

47-071705-004



**Advanced
Performance**

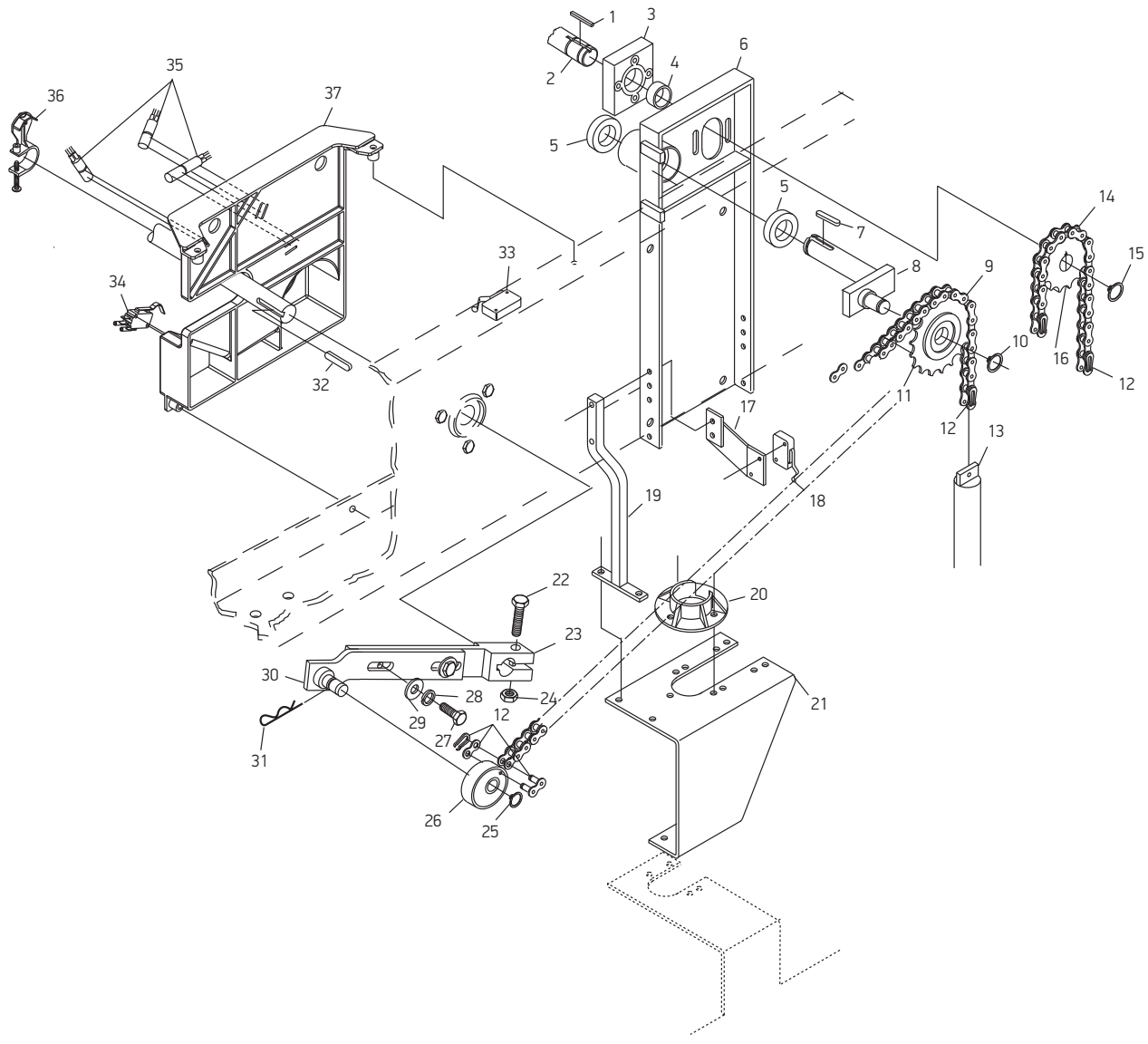
ADVANCED PERFORMANCE GS METAL PINION GEAR

Used on all Tower Up pinsetters.

- Heavy-duty Setting Table pinion gear replaces the OEM plastic gear for extended life and better performance
- 47-071449-609**



GS | DRIVE FRAME ASSEMBLY



For complete schematics please refer to the GS Pinsetter Service Parts Catalog – 47-902712-000.
Visit brunswickbowling.com/service-support/tech-support/documentation/parts-catalogs.

PART INDEX

1	11-053503-000	Key 8mm x 7mm x 28mm	16	47-075474-009	AP - Chain Gear (with set screws)	30	47-075357-003	Crank Arm
2	47-075476-004	Shaft	17	47-075473-003	Switch Support	31	11-054300-001	Cotter Pin 2mm
3	47-085348-003	Bearing Housing	18	47-243028-004	OOR Switch Tower Down	32	11-053493-000	Key 8mm x 7mm x 45mm
4	11-430051-000	Bearing	19	47-085449-003	Support Rod	33	47-243028-004	TS-2 Switch
5	11-430052-000	Bearing	20	47-085349-003	Tube Guide	34	47-243028-004	Cherry Switch (Silver, Consolidated, Nex Gen)
6	47-075482-002	Guide Beam	21	47-085436-003	R.H. Guide Support Bracket	34	47-073534-004	"A" Switch (Red Box)
7	11-053507-000	Key 8mm x 7mm x 30mm	21	47-085430-003	L.H. Guide Support Bracket	35	47-243029-004	Magnetic "B", "C", "D" Switch (Silver, Consolidated, Nex Gen)
8	47-071591-004	Sprocket Shaft	22	11-051070-001	Hx Hd Cap Screw 12mm x 60mm	35	47-072307-004	Reed Switch (Red Box)
9	47-075488-004	5/8" Chain	23	47-075356-003	Crank	36	47-071879-003	Cam
10	11-051852-001	Retaining Ring 17mm	24	11-051747-001	Locknut 12mm	37	47-075188-001	Frame (Fixed B-Switch)
11	47-011053-004	Sprocket	25	47-861031-001	Flat Washer 18mm (Pkg of 10)	37	47-071876-001	Frame (Adjustable B-Switch)
12	11-600500-000	Master Link (3-Piece)	26	47-075352-004	Pivot Bearing			
13	47-070386-004	Counter Weight	27	11-051062-001	Hx Hd Cap Screw 12mm x 25mm			
14	47-075486-004	Chain	28	11-051772-001	Lockwasher 12mm			
15	11-051856-001	Retaining Ring 25mm	29	47-861010-001	Flat Washer 13mm (Pkg of 20)			



UNIVERSAL PIN STATION

Redesigned with an improved steel pin release lever attachment pivot.

- Universal Housing Only – 47-094778-001
- Steel Shaft – 47-861045-000 (Pkg of 10)
- Retaining Pins – 47-094789-003 (Improved longer area for pin engagement)
- Retaining Ring – 47-861044-000 (Pkg of 20)
- Plastic Retaining Bow Bushing – 47-861043-000 (Pkg of 10)

47-094792-009 – 2, 3, 4, 8, 9 pin location (shown large)

47-094793-009 – 1, 5, 6 pin location (not shown)

47-094794-009 – 7, 10 pin location (not shown)



UNIVERSAL RELEASE LEVER

Wider button improves performance by minimizing release levers slipping off pin grippers. Used on all universal pin stations.

47-095154-009 – Complete

47-094782-003 – Button only



REAR DISTRIBUTOR DRIVE PULLEY

OEM pulley 162 mm for 15 mm polycord belt.

47-024839-002



TWO-PIECE SPUR GEARS AND PULLEY

Prevent pinsetter down situations by keeping a couple of easy to install two-piece gears and pulley on hand. These are great temporary replacements that do not require removal of the front or rear distributor shaft for installation. Hardware included.

47-275746-009 – Front Distributor Shaft Gear

47-274669-004 – Rear Distributor Shaft Gear

47-275748-009 – Distributor Round Belt Pulley

To order permanent one-piece replacement gear:

47-090547-004 – Front Distributor Gear

47-093900-003 – Rear Distributor Gear

47-093863-003 – Round Belt Pulley



SQUARE SPINDLE

Prevent pin station housing and retaining pin wear with this square spindle complete with a bushing on each end.

47-094790-009



RETAINING BOW EXTENDER SLEEVE

Minimizes pin station jams.

- No more diving pins in the 4,7,10 positions
- Packaged 6 per pack

47-862931-000



Advanced Performance

ADVANCED PERFORMANCE PIN GUIDE/STOP

- Helps minimize pin jams
- Improves accuracy of pin loading from pin station into pin holder

47-097417-000 – Sold Separately



SLIDER ASSEMBLY

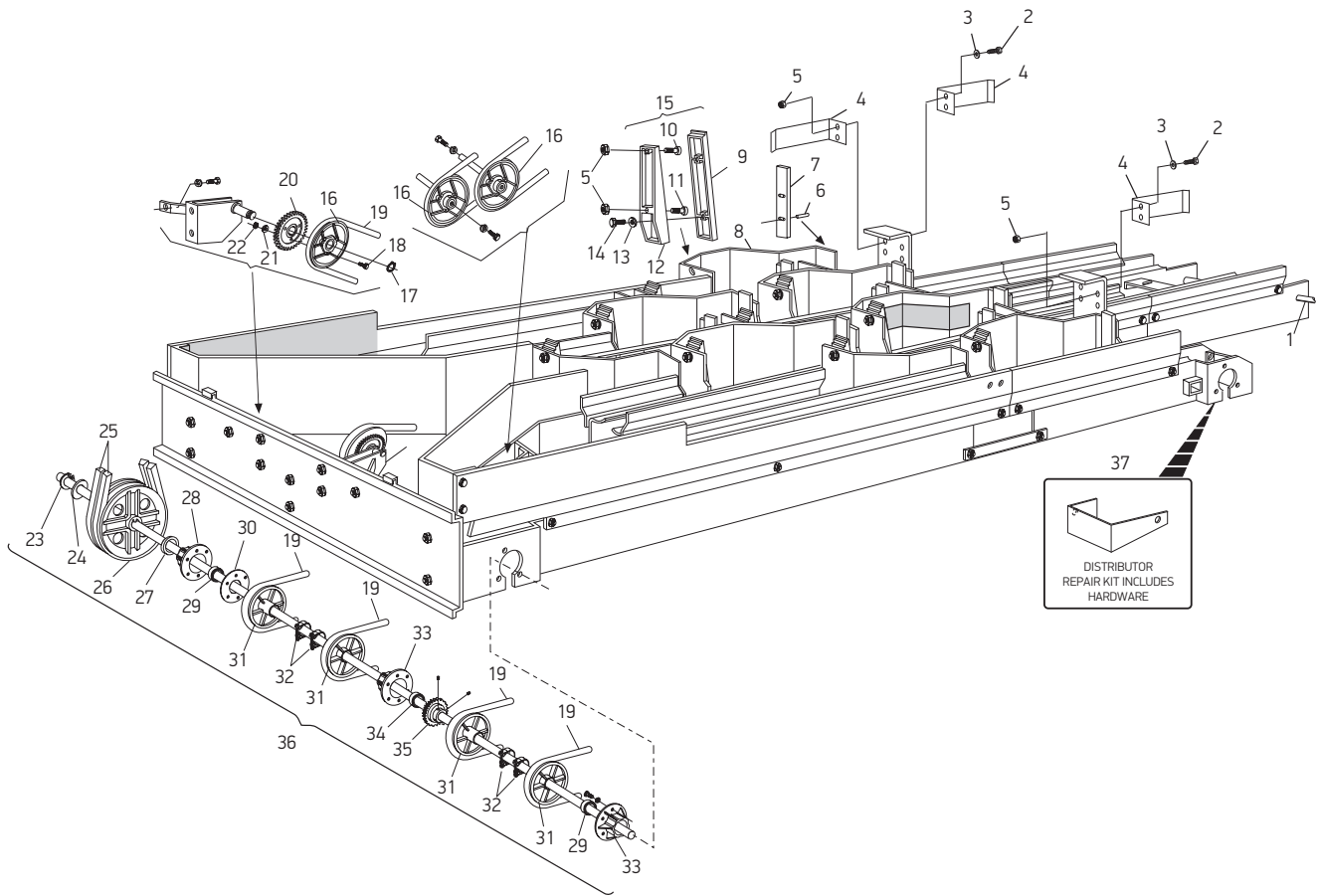
Long design improves reliability by centering pin movement to the pin holder.

- Minimizes distributor jams and table switch problems
- Manufactured from impact resistant polyethylene
- Easy to install

47-091284-002 – Complete

47-091277-002 – Mount only

47-095609-002 – Slider only



For complete schematics please refer to the GS Pinsetter Service Parts Catalog – 47-902712-000.
 Visit brunswickbowling.com/service-support/tech-support/documentation/parts-catalogs.

PART INDEX

1	47-092206-004	Shaft	13	11-052019-001	Flat Washer 8.4mm	26	47-090989-002	Double Pulley
2	11-051018-001	Hex Head Screw 6mm x 20mm	14	11-054449-000	Hx Hd. Self-Tapping Screw K70x18mm	27	47-094353-004	PVC Spacer
3	11-052037-001	Flat Washer 6.4mm	15	47-091284-002	Slider Assembly Complete	28	47-094346-003	Bearing Shell w/ Shoulder
4	47-094712-003	Bracket	16	47-092415-003	Pulley with Bearing	29	11-430013-000	Bearing
5	11-051743-001	Locknut 6mm	17	11-051852-001	Retaining Ring 17mm	30	47-094351-003	Washer
6	47-093587-004	Dowel Pin 3mm x 15mm	18	11-051546-001	Hex Head Screw 5mm x 40mm	31	47-093863-003	Round Belt Pulley
7	47-090969-003	Pin Stop	19	47-092300-004	Polycord 12mm x 44 meters Lg	31	47-275748-009	2-Piece Pulley Repair Kit
8	47-093760-002	Pin Shield (7)	19	47-092300-005	Polycord 13mm x 20 meters Lg	32	47-093874-004	Clamp
8	47-091890-002	Pin Shield (2, 3, 8, 9, 10)	20	47-093547-004	Gear	33	47-094347-003	Bearing Shell
8	47-092211-002	Pin Shield (1, 6)	21	11-052039-001	Flat Washer 5.3mm	34	47-095050-003	Plastic Bearing
9	47-095609-002	Slider Only	22	11-051742-001	Locknut 5mm	35	47-090547-004	Spur Gear w/ 25mm Collar
10	11-051515-001	Socket Head Screw 6mm x 18mm	23	11-051856-001	Retaining Ring 25mm	35	47-275746-009	Two Piece Gear Kit
11	11-051520-001	Socket Head Screw 6mm x 20mm	24	47-861028-001	Shim Washer 25mm x 36mm x 1 mm	36	47-094349-001	Front Shaft Assembly
12	47-091277-002	Slider Mount	25	11-053903-000	V-Belt 13mm x 8mm x 1375mm	37	47-275730-009	Distributor Repair Kit

**POLYCORD 12.7MM - BLUE**

- New belt for use in shark and corner locations
- Welds well
- See page 30 for belt weld kits and components

47-092301-000 – 20 meter length

**POLYCORD ROUND BELT TRIM TOOL**

Makes the trimming process painless. Simply wrap the tool around the weld bead, rotate the tool and cut the excess bead away.

47-860009-000

47-860009-001 – Replacement Blades - Pkg of 2

**GS-X SHARK FIN**

Made of impact resistant material making the Shark Fin more durable..

47-095106-001

**POLYCORD 12MM**

The original OEM distributor belt.

- Minimal stretching for increased life and performance
- See page 30 for belt weld kits and components


47-275804-009 – 20 meter length

47-092300-004 – 44 meter length

**RUBBER MOUNT**

Absorbs vibration between the elevator and shark assembly while helping to prevent wear of the assemblies.

11-053579-000

**SMART SHARK GUIDES**

Complete with a radius at the bed to prevent cracking.

47-095103-001 – LH

47-095104-001 – RH

**POLYCORD 13MM**

Improve distributor performance with a larger diameter polycord.

- Improve pin transfer throughout the distributor
- See page 30 for belt weld kits and components

47-092300-005 – 20 meter length

**ROUND BELT GEARED PULLEY**

GS-X original equipment shark switch rear geared pulley assembly.

47-095744-004

**SOLENOID**

GS-X original equipment shark switch solenoid.

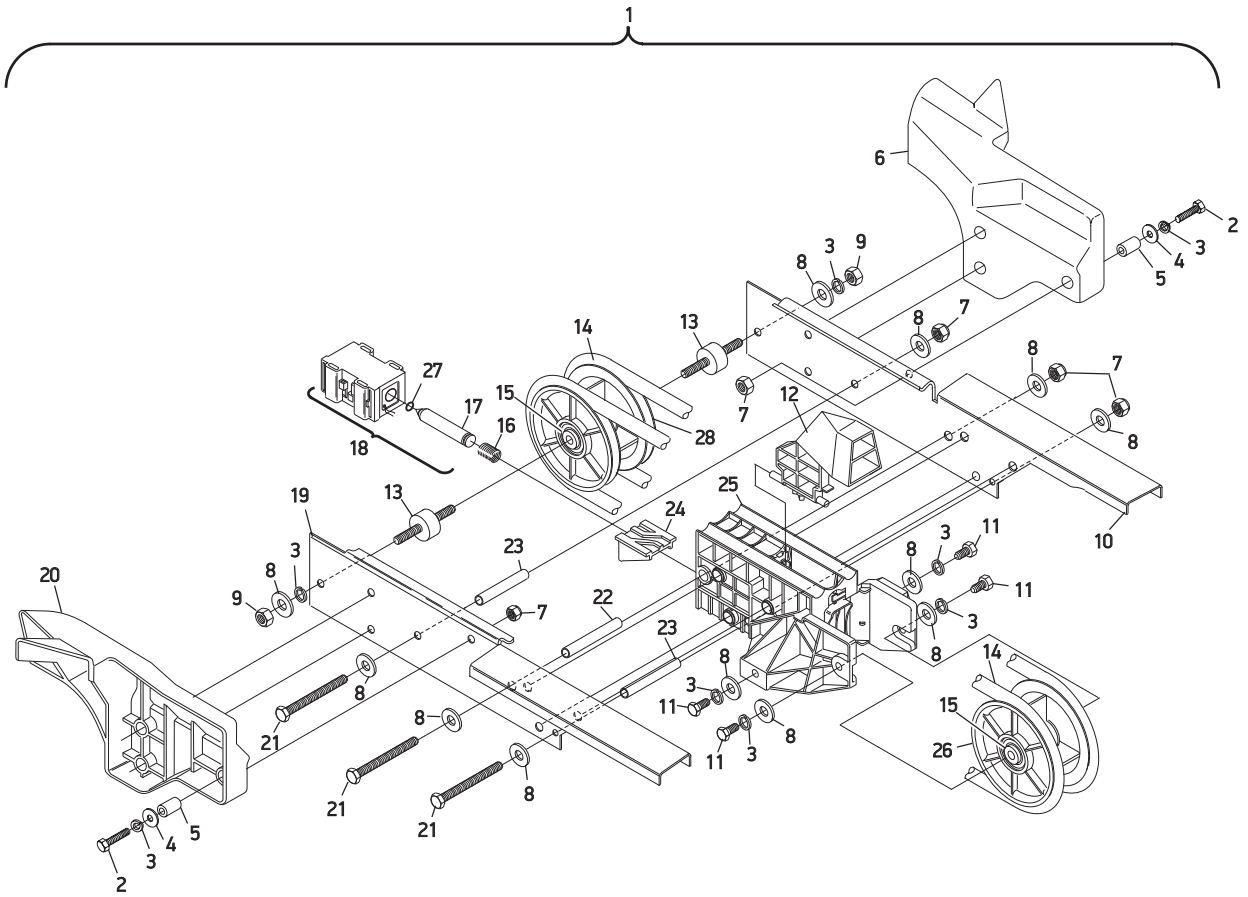
99-060387-004

**POLYCORD 15MM**

Minimize pins in the ball door with more power.

- Made from non-stretch high grade polyurethane
- See page 30 for belt weld kits and components

47-024838-005 – 7 meter length



For complete schematics please refer to the GS Pinsetter Service Parts Catalog – 47-902712-000.
 Visit brunswickbowling.com/service-support/tech-support/documentation/parts-catalogs.

PART INDEX

1	47-095108-001	Shark Switch Assembly	11	11-051010-001	Hex Hd. Cap Screw 8mm x 20mm	21	11-051081-001	Hex Head. Screw 8mm x 100 mm
2	11-051026-001	Hex Head. Screw 8mm x 40mm	12	47-095106-001	Fin Switch	22	47-095112-004	Spacer - short
3	11-051770-001	Lock Washer 8mm	13	11-053579-000	Rubber Mount	23	47-095109-004	Spacer - long
4	11-052019-001	Flat Washer 8.4mm	14	47-092300-004	Polycord 12mm x 44 Meters Lg	24	47-095105-003	Slide
5	47-093925-004	Spacer	15	11-430007-000	Bearing	25	47-095107-003	Housing
6	47-093906-001	R.H. Pin Guide Wedge	16	99-090348-004	Spring	26	47-095744-004	Round Belt Geared Pulley
7	11-051744-001	Lock Nut 8mm	17	47-095111-004	Solenoid Plunger	27	99-090349-004	O-Ring
8	11-052006-001	Washer 8.4mm	18	99-060387-004	Solenoid Consolidated/Nex Gen	28	47-095745-004	Round Belt Pulley - Non Geared
9	11-051704-001	Hex Nut 8mm	19	47-095103-001	L.H. Guide			
10	47-095104-001	R.H. Guide	20	47-093929-001	L.H. Pin Guide Wedge			



OEM OVERFLOW SOCK

Improved OEM sock has a locking strap to keep socks from swinging excessively as pins exit.

- Help prevent pin and transport band wear
- Offers a reinforced bottom, slowing pin entrance onto the transport band

47-097509-000



OVERFLOW CHUTE ASSEMBLY WITHOUT SOCK

Prevent disruption in distributor overflow.

- Polyethylene design eliminates noise
- Shock mounted for durability

47-095739-009 – LH

47-095740-009 – RH




ADVANCED PERFORMANCE OVERFLOW CHUTE PIN WIPE FOR PLASTIC CHUTE

Improve cleanliness and performance of pins with this easy to install, long lasting and washable advanced pin wipe.

- Used on GS machines, series 406 and above, including GS-X
- Cloth fits the plastic overflow chute used on GS-X pinsetters
- Packaged 2 cloths per bag

47-860003-000



ADVANCED PERFORMANCE OVERFLOW SOCK PIN CLEANER KIT

Improve pin appearance with this easy to install and maintain pin cleaner.

- Mounting plates eliminate need for Velcro®
- Pockets on both sides of mounting plates allowing cover to be flipped when one side is dirty

47-275812-009



OVERFLOW CHUTE PIN WIPE FOR METAL CHUTE

Improve pin performance by keeping them clean with this easy to install, long lasting, and washable Pin Wipe.

- Cloth fits the metal overflow chute used on GS-X pinsetters
- Packaged one per bag

47-092527-000



ADVANCED PERFORMANCE OVERFLOW CHUTE UPGRADE KIT

Reduces stress by using cushioned mounts to secure the front and rear of the overflow chutes to the mounting locations of the pinsetter. Must be used with: L.H. Overflow Chute – 47-095738-001 and R.H. Overflow Chutes 47-095737-001. Includes all mounting hardware and instructions to upgrade older style chutes. Note: Overflow Chutes 47-095739-009 and 47-095740-009 must be replaced with the overflow chute numbers above when using this upgrade kit.

47-275731-009

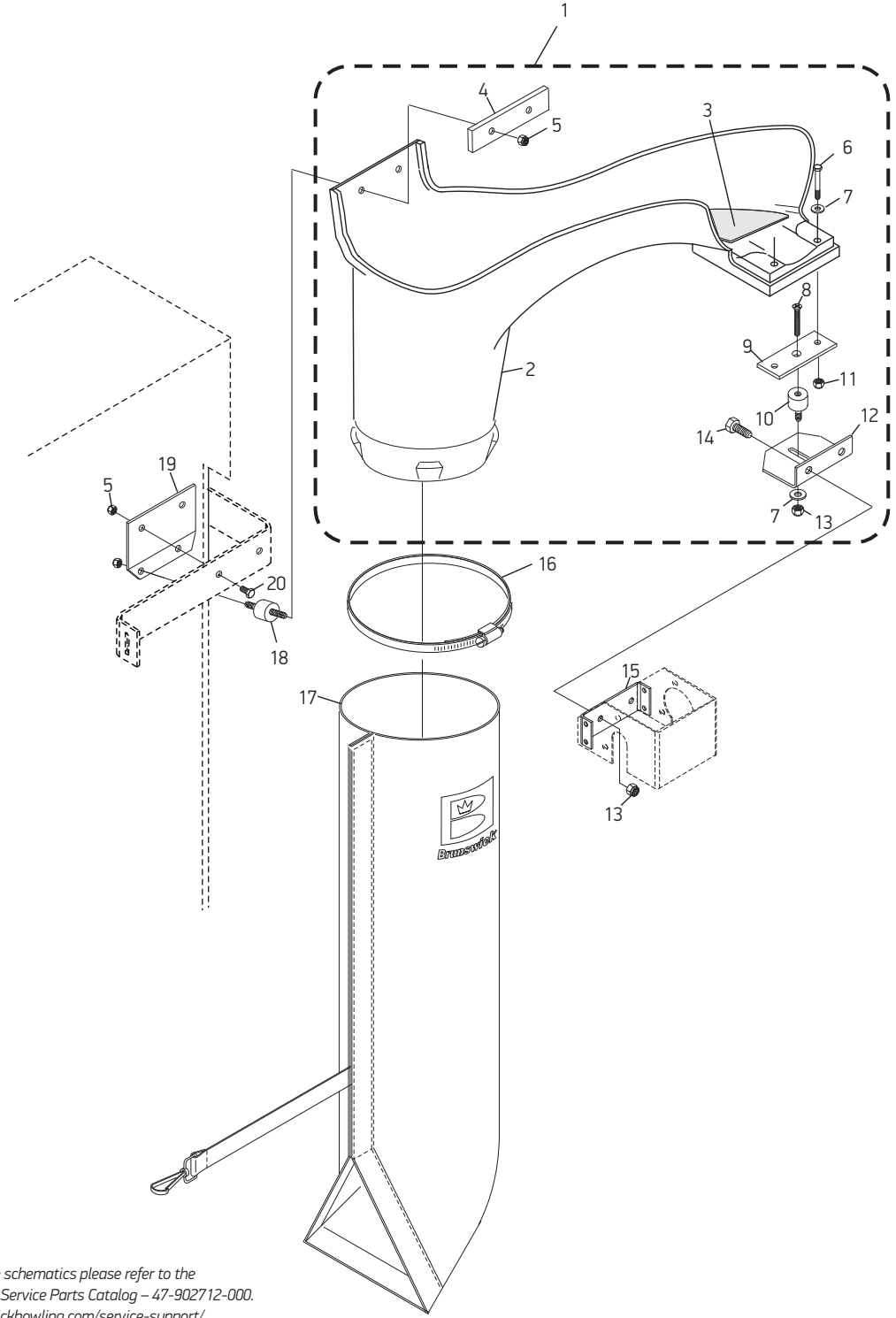


GS-X PIN CLEANER KIT MOP COVERS

Improve pin appearance while removing dirt from your system.

- Contains two mop covers and instructions
- Replacement mop covers for Overflow Sock Pin Cleaner Kit - 47-275812-009

47-860012-000 – Pkg of 2



For complete schematics please refer to the GS Pinsetter Service Parts Catalog – 47-902712-000. Visit brunswickbowling.com/service-support/tech-support/documentation/parts-catalogs.

PART INDEX

1	47-095740-009	R.H. Chute Assembly w/out Sock	7	11-052039-001	Flat Washer 5.3 mm	15	47-093749-004	Bracket
1	47-095739-009	L.H. Chute Assembly w/out Sock	8	11-052938-001	Flat Hd. Screw 8 mm x 12 mm	16	11-603301-000	Overflow Chute Clamp
2	47-095738-001	L.H. Plastic Chute - Only	9	47-095726-004	Mounting Plate	17	47-097509-000	Sock (Black) with Brunswick logo
2	47-095737-001	R.H. Plastic Chute - Only	10	11-053588-000	Rubber Bumper 30 mm x 20 mm	17	47-092529-600	Sock - Heavy Duty (White)
3	47-860003-000	AP - Pin Wipe	11	11-051742-001	Locknut 5 mm	18	11-053587-000	Rubber Bumper 25 mm x 15mm
4	47-095727-004	Pressure Plate	12	47-095728-004	Angle Bracket	19	47-095729-004	Mounting Bracket
5	11-051743-001	Locknut 6 mm	13	11-051744-001	Locknut 8 mm	20	11-051035-001	Hex Hd. Cap Screw 6 mm x 16 mm
6	47-861001-001	R.O. Hex Hd. Cap Screw 5 mm x 25 mm (Pkg of 10)	14	11-051038-001	Hex Hd. Cap Screw 8 mm x 16 mm			

**ACCELERATOR MOTOR-208/230/380**

GS-X original equipment accelerator motor.

- Rigorously tested to assure long life
- For series 420 and below, order motor 99-076362-000

99-030363-004

**ACCELERATOR FLAT BELT**

Minimizes stretching to ensure long life.

10-635127-000

**EJOT-PLASTIC NUTS 3.5**

Keep your ball door protector plate tight with these nut plates.

- Replace loose, stripped or broken nut plates with new nuts to keep your Ball Door Protect Plate from failing prematurely

11-055800-000

**PROTECTOR WEDGE**

Upper Ball Door Protector Wedges.

- Missing or broken protector wedges can cause ball, pin and ball door assembly damage
- Check and replace when worn

47-021620-002 – 7 pin side (L.H.)

47-021619-002 – 10 pin side (R.H.)

**BALL DOOR SOLENOID**

Original equipment Ball Door Solenoid.

- Powerful solenoid made from high grade iron
- Designed to activate ball door mechanism under the highest load
- Designed housing minimizes malfunction due to dirty/oily environmental conditions
- Also used in GS Drive Frame Assembly and Sweep Release Assembly

99-070356-004

**TENSION SPRING (BALL DOOR)**

Stretched or weak tension springs can cause ball calls at the ball door. Replace this spring with new for optimal operation.

47-034767-004

**PROTECTOR PLATES**

Protects the ball doors from direct impact from pins and bowling balls.

47-035240-001 – L.H. 10 Pin Side (Shown)

47-035241-001 – R.H. 7 Pin Side

**ACCELERATOR NON-SLIP PLATE**

Provides a secure surface for walking and climbing on top of accelerator. Can be installed on any GS pinsetter.

47-862932-000

**PROTECTIVE COVER**

Used to protect the ball rods of the accelerator.

- Defective or broken protective covers can lead to scratching bowling balls
- Allows for smooth transition from the ball accelerator to the return track

- Pack of 4

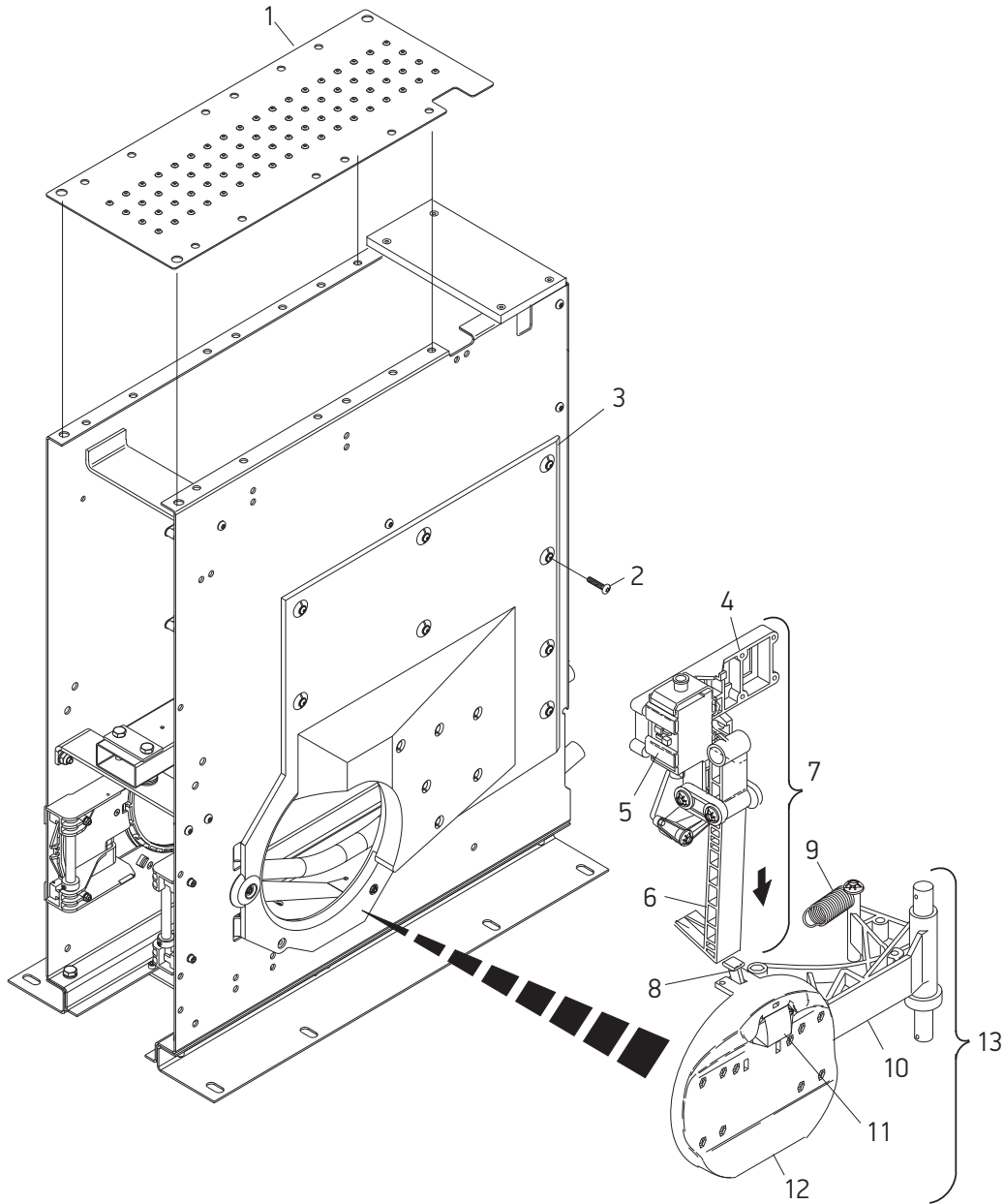
47-862787-000

**MOUNT BUSHING FOR ACCELERATOR MOTOR**

Accelerator Motor Mount Bushing for GS series 419 and below

- Keep your accelerator belt adjusted properly and motor moving freely by replacing these bushings

99-010123-004



For complete schematics please refer to the GS Pinsetter Service Parts Catalog – 47-902712-000.
 Visit brunswickbowling.com/service-support/tech-support/documentation/parts-catalogs.

PART INDEX

1	47-862932-000	Accelerator Non-Slip Plate	6	47-031797-002	Locking Bolt	11	47-031056-003	LH Ball Door Key
2	11-054466-000	Plastic Fastener Screw	7	47-033558-009	RH Locking Mechanism Complete	11	47-031055-003	RH Ball Door Key
3	47-035240-001	Protector Plate, 10 pin side	7	47-033557-009	LH Locking Mechanism Complete	12	47-031054-002	Ball Door (use for RH and LH)
3	47-035241-001	Protector Plate, 7 pin side	8	47-031822-004	Lever	13	47-033556-009	RH Ball Door with Arm
4	47-031796-002	Holder	9	47-030276-004	Ball Door Arm Tension Spring	13	47-033555-009	LH Ball Door with Arm
5	99-060219-004	Solenoid Assembly	10	47-031058-001	Arm (use for RH and LH)			

TECH TIP

If you are unable to scroll through the different modes on the keypad of the Nex Gen box, check the reset button on the Framework ball rack. The reset button may be stuck in the "pushed in" position and needs to reset to the normal position.



Advanced Performance

ADVANCED PERFORMANCE REAR DISPLAY PACKAGE FOR GS CONSOLIDATED ELECTRONICS PINSETTERS GS-98

This was designed to allow the functions of the consolidated box to be located at the rear of the pinsetter. Comes complete with all mounting hardware and rear display for easy mounting to the elevator.

47-861046-000



LCD NEX GEN PACKAGE

Direct replacement for the LCD display of the Nex Gen box. Includes wiring harness.

47-862100-000

LED LIGHT FIXTURE

Fixture ONLY. Brackets or hardware not included.

47-863001-000



Advanced Performance

ADVANCED PERFORMANCE NEX GEN REAR DISPLAY PACKAGE FOR GS-X

Very useful upgrade for customers to allow all functions of the Nex Gen box to be performed from the rear of the pinsetter. Mounts to the elevator of the pinsetter, mounting hardware included. Perfect for centers where the soffit wall interferes with direct access to the Nex Gen Box mounted at the front of the pinsetter.

47-861048-403

11-616034-000 – Replacement Toggle Switch

47-862877-403 – Nex Gen Firmware (v4.97.02)

NOTE: 2002-2003 CPU board upgrade needed when purchasing new Nex Gen Rear Display. Order 47-142736-820.



TRANSFORMER ASSEMBLY - DOUBLE

Direct replacement for GS-X Nex Gen boxes equipped with two transformers.

47-142692-000



TRANSFORMER ASSEMBLY - SINGLE

Insure you have the correct power for critical electronic functions of the GS-X pinsetter.

- Direct replacement for GS-X Nex Gen Boxes equipped with a single transformer

47-142659-000



GS-X FUSES

Make sure you have the correct amp fuses at all times. This is a must have for your spare parts inventory.

- Using the incorrect fuse may lead to CPU or High voltage PCB failures
- All fuses come 5 per package

3.15 Amp Fuse – 47-862854-000

Used to protect the output functions of the CPU PCB.

8 Amp – Ceramic Fuse – 47-862855-000

Used on the High Voltage PCB, these fuses protect the clockwise and counter clockwise directional phases of the table motor for a pair of pinsetters.

.5 AMP – Slow Blow Fuse – 47-862856-000

Used on the High Voltage PCB to protect the pin light circuitry.



EMERGENCY STOP UPGRADE KIT

Safety is the number one priority while working on or around pinsetters. This kit will add emergency stop switches and motor contactor functions to older GS-X pinsetters.

- Includes complete instructions and all parts needed to upgrade one pair of pinsetters

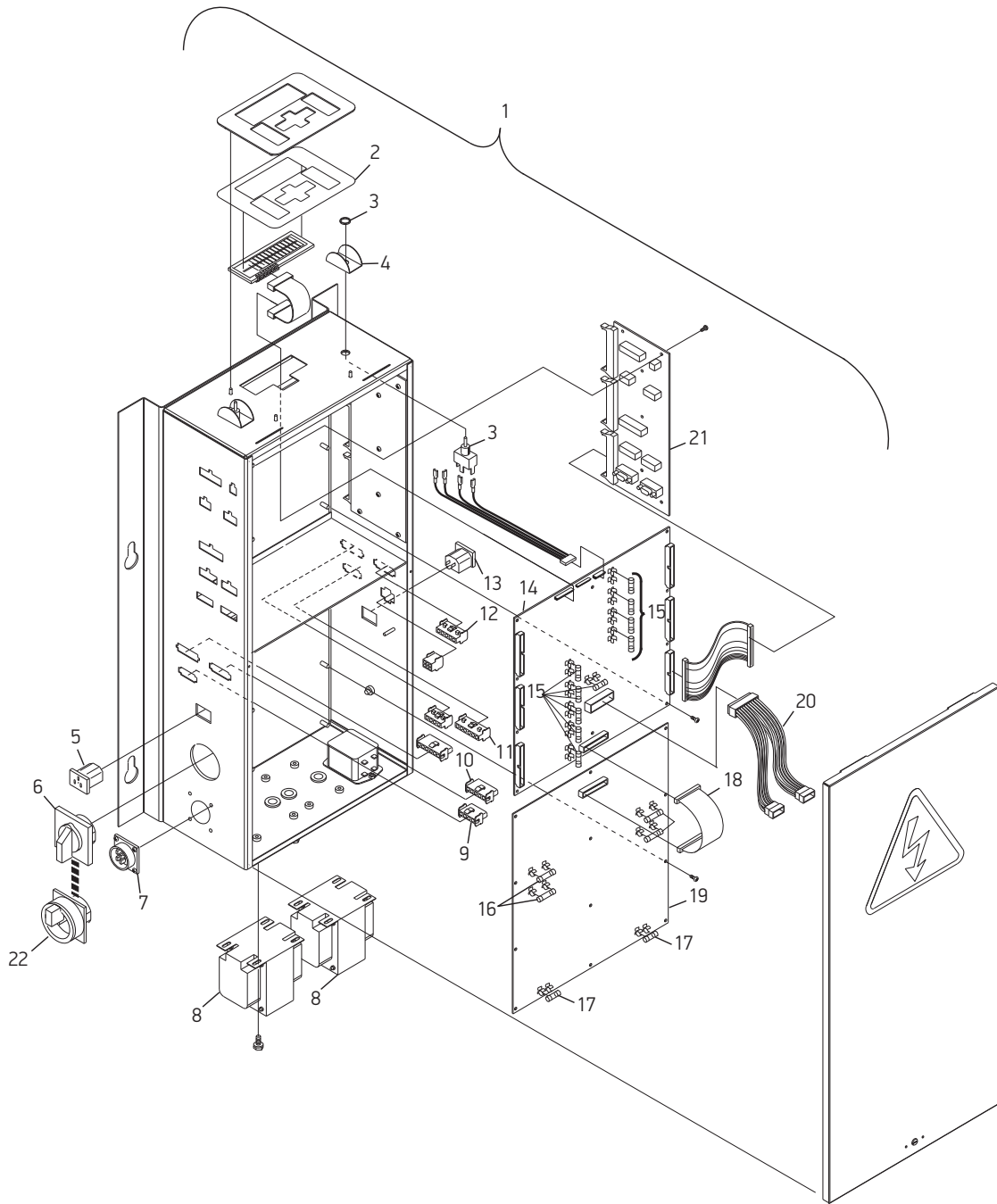
47-862867-000



EMERGENCY STOP CONTACTOR

Used in conjunction with the emergency stop switches on the pinsetter, this will kill power to both pinsetters. This is a must have for your spare parts inventory for the GS-X pinsetter.

47-142712-000



For complete schematics please refer to the GS Pinsetter Service Parts Catalog – 47-902712-000.
 Visit brunswickbowling.com/service-support/tech-support/documentation/parts-catalogs.

PART INDEX

1	47-862866-404	Nex Gen Controller Assembly	9	47-142657-000	LH Harness Deck Power Motor Assmby	16	47-862855-000	Fuse 8A 250V, Fast Blow (Pkg of 5)
2	47-862857-000	Keyboard Membrane	10	47-142661-000	LH Harness Sweep Motor Power Assembly	17	47-862856-000	Fuse .5A, 250V, Slow Blow (Pkg of 5)
3	11-615511-000	ON/OFF Toggle Switch w/Nut	11	47-142657-010	RH Harness Deck Power Motor Assmby	18	47-142700-000	CPU to High Voltage Logic Cable Assembly 14'
4	47-142594-000	Switch Guard	12	47-142661-010	RH Harness Sweep Motor Power Assembly	19	47-862859-000	High Voltage PCB Nex Gen Controller
5	47-142664-000	LH Pin Light Power Cable	13	47-142664-010	RH Pin Light Power Cable	20	47-142693-000	Transformer to CPU Cable
6	47-142660-000	Black Power Switch/Cable (single transformer Nex Gen)	14	47-142736-404	CPU PCB Nex Gen Controller	21	47-862863-000	I/O PCB Assembly
7	47-142663-000	AC Power In Cable Assembly	15	47-862854-000	Fuse 3.15A, 250V (Pkg of 5)	22	11-615048-000	Lockout Power Switch - Red
8	47-142659-000	Harness Transformer Assembly						
8	47-142692-000	Transformer/Harness - Double (Dual Transformer Nex Gen)						



POLYCORD ROUND BELT TRIM TOOL

Makes the trimming process painless. Simply wrap the tool around the weld bead, rotate the tool and cut the excess bead away leaving a smooth surface.

47-860009-000

47-860009-001 – Replacement Blades - Pkg of 2



URETHANE (NO-BOUNCE) MALLET

No-bounce urethane head drastically reduces rebound that can damage parts or cause personal injury. Contoured handle provides a firm, nonslip grip.

90-750069-000



ELEVATOR CHAIN REPAIR KIT

Repairs stretched chains which cause elevator jams. Kit contains tool and master link with pin.

- 47-013871-004 Master link with pin only
- 47-013872-004 Elevator chain break tool only

47-013873-004



BELT WELD KITS , IRONS AND ACCESSORIES

This kit contains all the items needed to repair poly cord belts.

- Adjustable thermostat to keep iron calibrated at optimal temperature
- Kits contain belt welding iron, belt welding clamp, and belt cutter. Also available separately:

47-862770-000 Belt Welding Clamp

47-277134-009 Belt Welding Kit 115V 50/60Hz

47-277135-009 Belt Welding Kit 230V 50/60Hz

47-097132-000 Belt Welding Iron - 115V 50/60Hz

47-097133-000 Belt Welding Iron - 230V 50/60Hz

47-097136-000 Teflon Heat Plt, PQ-18 Belt Welder

47-093876-004 Belt Cutter



GAUGE BLOCK

Perform GS adjustments with this easy to use all-in-one tool. Use for pin detector, setting table lowest position, setting table highest position, transport band tension spring, pin count switch, shovel guide, distributor guide wedge to elevator adjustments and more.


47-900012-000



METRIC TOOL KIT

All the metric tools needed to maintain the GS pinsetter.

47-273865-009



BELT WELDING INSTALLATION TOOL

Makes it easy to properly tension belts while in place on the pinsetter. Instructions included.

47-860001-000



SPUD WRENCH

This tool combines 13mm and 17mm twelve point sockets in one tool. Use one tool for GS pinsetter maintenance.

47-900011-000



GS PINSETTER TOUCH-UP PAINT

Lacquer based paint which comes with a "fan" type nozzle for better coverage.

47-860021-000 – 12 oz. (Grey)



GS ELECTRICAL TOOL KIT

This kit contains all the special tools required to remove and replace all the cable terminals associated with the GS-X pinsetter. Includes: Molex® extractor, Molex Crimper, Miller Cutter/Stripper, Round Extractor, Digital Multi-meter, Molex Terminals, Female Mini Fit Terminals, Pin Terminals, and other extraction tools.

47-862804-000



CABLE TERMINAL TOOLS

Required tools for repairing GS pinsetter cable connectors.

57-900102-000 – Molex round extractor

57-900103-000 – Molex Crimper

57-900108-000 – Miller Cutter/Stripper



GS PREVENTATIVE MAINTENANCE WALL CHART

Reusable 24" x 36" chart shows Brunswick's recommended preventative maintenance schedule for daily, weekly, monthly, quarterly, bi-yearly, and yearly items.

- Allows for recording of progress using water-soluble markers.

- Marks wipe off easily using a damp cloth.

47-902401-000



TERMINAL-37 PIN ON SETTING TABLE

11-615101-000 – Male



BALLAST

For 230 volt Pinlight.

47-226294-004 – OEM Replacement



NON-LITHIUM GREASE - 14.5 OZ.

Recommended grease for GS pinsetters.

- Lubricate parts appropriately
- For use on non-metal parts

11-676361-000



NYOGEL 788 LUBRICANT

Prevent damage to plastic parts by using the correct type of lubricants.

- Used to lubricate pin station pivot points in the distributor area or anywhere plastic part pivot points need lubrication

- Also used in old style pin ball wizard motors with plastic internal gearing

11-676308-000



CHAIN LUBE

Keep chains lubricated and rust free

G34-205116-000



NON PINSETTER PARTS

NON PINSETTER PARTS

BALL LIFT ASSEMBLY



URETHANE FOAM BALL LIFT TIRE

Durability! After more than 1.5 million ball impacts, there is virtually no wear. This tire is made of a specially formulated foam material manufactured to the proper density to optimize ball lift performance.

- Tire is now designed with a smaller diameter for better performance
 - Made with same technology used to manufacture Reactive resin bowling balls
- Tip: For the best lifting results with highly reactive balls, install a urethane lift wheel in the bottom position and a rubber hub and tire ball lift wheel – 53-520060-000 in the top position.

90-520060-600 – Tire only



URETHANE BALL LIFT V-TIRE

Prevent balls from getting stuck in the lift, by keeping urethane ball lift wheels in top condition.

- Red/orange V-shaped urethane wheels are a continuous one piece urethane part, eliminating separation problems
- Long lasting
- For Frameworkx metric ball lifts, also order 8mm x 30mm Hex Head Bolt – 11-051044-001

90-520060-000



BALL LIFT WHEEL ASSEMBLY

Original power lift wheel can be counted on for years of positive ball lifting.

- For Frameworkx metric ball lifts, order hardware – 11-051038-001 (Pkg of 10)
- Hex Head Cap Screw – 11-001258-001 (Pkg of 25)

53-520060-000

**Advanced
Performance**



ADVANCED PERFORMANCE HIGH FRICTION POLY V-POWER LIFT BELT

This power lift belt provides more power transmission to lift all types of bowling balls

- The high friction “backside” works efficiently with idler pulleys to provide consistent and reliable performance

53-520235-600



POLY V-BELT


Poly V-belts offer increased flexibility and reduced heat build up, extending belt life.

- They are ideal for operating at higher speeds on small pulleys
- They provide enough drive power to lift two or three balls at a time
- Recommended to use with Power Ball Lifts
- To convert from a flat belt or V-belt to a Poly V-Belt, order Brunswick’s handy conversion kit – 53-860431-000

53-520235-000

TECH TIP

Power lift tires and tracks should be inspected yearly for worn/flat spots on the lower C tracks, swelling from oil soaking of the C tracks, and cracking of the hub and tire assembly. This is a good time to also verify the alignment of the drive belt and remove, clean, inspect, and lubricate the lift motor.



**Advanced
Performance**

ADVANCED PERFORMANCE URETHANE FOAM BALL LIFT TRACK

Urethane grommets strengthen the mounting holes to prevent tearing.

- Outlasts the standard OEM rubber and leather lift tracks
- Will not absorb lane oils and swell like conventional lift tracks
- Package of 2 each (For B2000)

90-520171-600



RUBBER AND LEATHER POWER LIFT TRACK

Flexible rubber lift track fits the steel contours better than some molded urethane tracks do, providing excellent ball lift.

- High-grade, bolt-on leather strips protect rubber without tearing or marking balls
- Make these tracks last a lifetime by periodically replacing the leather and retouching the glue that adheres the rubber to the steel

53-520171-000 – Rubber for B2000

53-520172-000 – Leather for B2000 or FX

53-520686-000 – Rubber for FX

53-520040-000 – Rubber for concealed power lift assembly




SANTOPRENE BALL LIFT TRACK

One-piece santoprene track is injection molded to ensure proper fit with the steel track.

- Red/orange material will not mark balls
- Resists oil and wear. (For B2000)

Tip: Extend life of a santoprene track by bolting a leather track (53-520172-000) on top of it. Short of replacement, it is possible to swap the right and left santoprene lift tracks to move the worn area from the critical transition spot to the less critical top exit area.

90-520171-000



**Advanced
Performance**

ADVANCED PERFORMANCE FRAMEWORX BALL LIFT TRACK

Used on Frameworkox Ball Lifts, this one piece, urethane ball lift track provides durability, ball protection, and maximum oil resistance.

- Independent lab tests show little wear after one million balls
- Sold in pairs (1 Right Hand and 1 Left Hand)

90-520172-600

BALL LIFT TRACK ASSEMBLY - FRAMEWORX

Completely assembled and ready to install.

Assembly consists of metal track, rubber track, leather track, washers, and screws. Installation hardware sold separately.

53-520678-000 – R.H.

53-520679-000 – L.H.

BALL LIFT ASSEMBLY



1/4 HP, 1425/1725 RPM POWER LIFT MOTOR

Motor for Frameworx lifts only.

- 1425/1725 RPM
- 110/220/115/230 Volt – 50/60 cycles
- 1/4 horsepower
- 5/8" shaft
- Continuous duty
- Push button thermal overload reset
- Made for 48Z frame

53-860328-000



B/L MOTOR-1/4HP 1150/960RPM-5/8 SHAFT

Choose a motor that has enough power to lift balls up the track and uses less energy.

- For B2000 ball lifts only
- 1150/960 RPM
- 110/220/115/230 – 60/50 cycles
- 1/4 horsepower
- 5/8" shaft
- Made for 56 frame
- Usable at 208
- Push button thermal overload reset

53-860322-010



1/3 HP, 1150/950 RPM POWER LIFT MOTOR

For higher voltage centers, this universal voltage motor will hold strong.

- For B-2000 and before
- 1150/950 RPM
- 110/220/115/230 Volt – 60/50 cycles
- 1/3 horsepower
- 5/8" shaft
- Continuous Duty
- Push button thermal overload reset
- Made for 56YZ frame

53-529999-000



POWER LIFT DRIVE SHAFT

Prevent worn shafts that cause ball to stick in the power lift.

- Made from a solid piece of stress-proof steel

53-520066-000



POWER LIFT CLUTCH

Fully assembled with a special, heat-treated hex head cap screw that will not shear under repeated ball impact.

- Extend the life of the power lift wheels by keeping this clutch in shape
- Based on a replaceable, high-performance Torrington clutch - bearing assembly – 11-500552-000

53-860555-000



**Advanced
Performance**

ADVANCED PERFORMANCE URETHANE TRANSITION TRACKS

Prevent bowling balls from failing to roll out of ball lift onto rack by replacing rubber transition tracks.

- Designed to be wear resistant to today's abrasive balls and will last 2 to 1 over OEM rubber track

90-520075-600



BALL TRANSITION ASSEMBLY

Transitions ball from power lift to ball rack smoothly.

- Worn transition tracks can cause balls to hang up in the exit of the power lift and cause rough transitions to the ball rack

- Made for Power Lift

53-520073-000



POWER LIFT IDLER PULLEY ASSEMBLY

Eliminate belt tensioning problems by replacing worn and broken pulleys.

- Solid steel pulleys come fully assembled with a replaceable bearing – 11-430028-000 and a retaining ring

53-520244-000 – For poly V-belt

53-520026-000 – For V-belt



BALL LIFT WELDMENT ASSEMBLY (METRIC)

Replacement frame for Frameworx ball lift. Includes metric hardware.

- Having a spare on hand helps avoid unnecessary down time

53-520696-001



LOWER PULLEY ASSEMBLY

When replacing a power lift clutch, also replace the race assembly for longer service.

53-520663-001



INTELLISHIELD BALL RETURN GUARDING SYSTEM

- Automatically shuts off ball lift if a foreign object enters opening or if the ball rack is full
- Prevents injury to hands and fingers
- Automatically timed restart once obstruction is cleared
- Compatible with the Frameworx® ball lift hood
- For use with 8.5" balls
- Easy installation
- Integrates with SYNC™ Scoring and Management System
- Works independently of other scoring systems

53-861674-000

BALL RETURN AND RACK



FRAMEWORX BALL HOOD THROAT

Complete with hardware
53-861126-000 – Dark gray
53-861126-003 – Graphite
53-861126-205 – Black



RESET SWITCH AND BRACKET ASSEMBLY FOR FRAMEWORX BALL RACK

- Replacement for damaged or worn out switches
- Includes switch and bracket
53-861127-000 – Dark Gray
53-861127-100 – Silver
53-861127-205 – Black



RESET BUTTON

Gold Crown and AstroLine Ball Rack Reset Button.
11-615014-000

BALL RETURN SAFETY DECALS

53-400067-000 – Ball Rack Hand Warning
53-400487-000 – No Hands in Ball Return
53-400494-000 – Max 12 - Number of Balls in Rack

HAND DRYERS - BALL RETURN

Replace worn or damaged motors. Keep bowlers grip tight on the ball.
53-861077-000 - Conversion Pkg - 24V to 115V
53-861059-115 - Pkg 115V Hand Dryer Fan
53-861059-230 - Pkg 230V Hand Dryer Fan



FRAMEWORX BALL RETURN STORAGE RACK

Rack is made from rugged, all steel construction that will not damage balls.

- Racks are available in 6-ball or 8-ball additions
- This product is perfectly integrated to the best-selling Framework® ball return, and other Framework ball rack look-alikes
- Easy to install
- Includes hardware and instructions
53-861147-606 – 6 ball, dark gray
53-861147-608 – 8 ball, dark gray
53-861133-606 – 6 ball, silver
53-861133-608 – 8 ball, silver
11-651103-000 – Rubber replacement for ball rack tips



WEAR STRIP

Sold individually
53-400057-227 – Black
53-400057-229 – Graphite



BALL RAIL EXTRUSIONS PACKAGE

Includes two Ball Rail Extrusions and screws.
53-861026-227 – Black
53-861026-229 – Graphite

BALL RAIL EXTRUSION - SINGLE

Includes Ball Rail Extrusion and screws.
53-400049-227 – Black
53-400049-229 – Graphite



FRAMEWORX BALL RACK SAFETY SWITCH

- Turns off ball lift when lever is pushed.
- Help prevent injuries to anyone who may put their hands in the lift
 - For Framework and B2000 lifts. Must use in the upper wheel position Ball Lift Wheel – 53-520060-000 or Urethane Foam Tire – 90-520060-600 Not compatible with V-style wheel or U-style wheel in upper position
53-861149-000 – Complete Assembly
53-860458-000 – Replacement Switch



BALL RETURN COLOR KITS WITH "B" LOGO

Includes:
 (2) 53-400079-XXX - Ball Rail Extrusions
 (1) 53-400043-XXX - Vent Decal
 (2) 53-400057-XXX - Wear Strip
 (1) 53-400009-XXX - Throat insert
 (1) 53-400048-XXX - B Logo
53-861090-227 – Black
53-861090-229 – Graphite

BALL RETURN COLOR KITS WITHOUT "B" LOGO

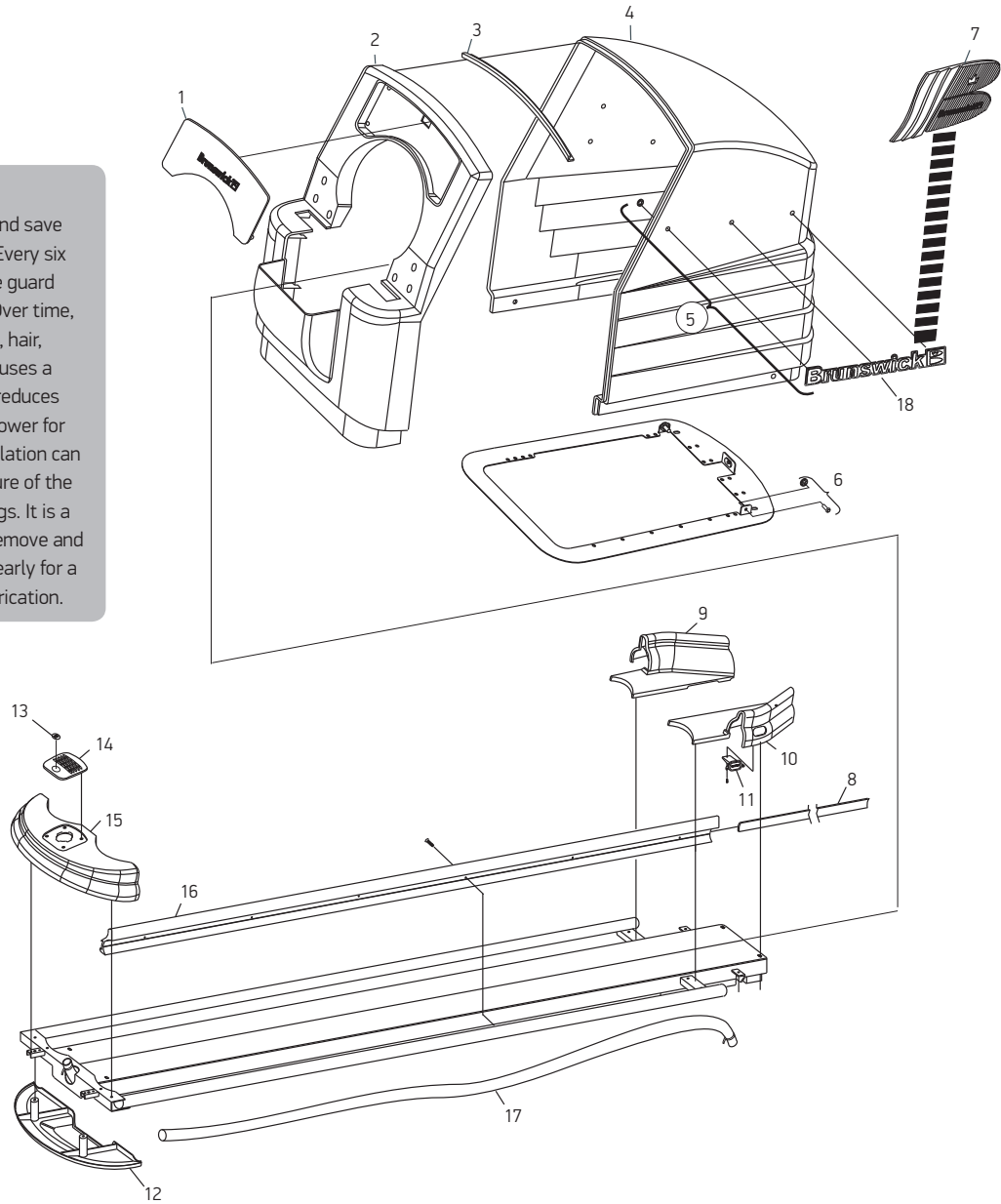
Includes:
 (2) 53-400079-XXX - Ball Rail Extrusions
 (1) 53-400043-XXX - Vent Decal
 (2) 53-400057-XXX - Wear Strip
 (1) 53-400009-XXX - Throat insert
53-861122-205 – Black
53-861122-002 – Graphite

REPLACEMENT LOGO "BRUNSWICK"

53-400092-000

TECH TIP

Blow off your customers and save money at the same time! Every six months vacuum the intake guard on the hand dryer motor. Over time, the guard will collect dust, hair, and dirt. This collection causes a decrease in airflow which reduces the effectiveness of the blower for the customer. The accumulation can also cause premature failure of the motor or the motor bearings. It is a good idea to completely remove and disassemble the blower yearly for a thorough cleaning and lubrication.




For complete schematics please refer to the Bowling Service Parts Catalog – 28-201739-000.
Visit brunswickbowling.com/service-support/tech-support/documentation/parts-catalogs.

PART INDEX

1	53-400009-227	Throat Decorative Insert (Dark Gray w/Silver Logo)	5	53-860648-000	Brunswick Side Plate Logo	12	53-400271-205	End Cap - Lower (Black)
1	53-400009-229	Throat Decorative Insert (Graphite w/Silver Logo)	6	53-520723-000	Ball Lift Hood Retainer Clips	13	53-400043-XXX*	Decal Vent
1	53-400027-002	Throat Decorative Insert (Black w/Black Logo)	7	53-400048-227	Side B Logo Assembly - Black	14	53-400278-000	Vent - Ball Rack (Dark Gray)
2	53-861126-000	Pkg. Throat (Dark Gray)	7	53-400048-205	Side B Logo Assembly - Graphite	14	53-400278-003	Vent - Ball Rack (Graphite)
2	53-861126-003	Pkg. Throat (Graphite)	8	53-400057-XXX*	Wear Strip	14	53-400278-205	Vent - Ball Rack (Black)
2	53-861126-205	Pkg. Throat (Black)	9	53-400097-000	L.H. Exit Track Only (Lt Gray)	15	53-400270-000	Ball Return End Cap - Top (Lt Grey)
3	53-400044-000	Hood Lip Trim	9	53-400097-003	L.H. Exit Track Only (Graphite)	15	53-400270-003	Ball Return End Cap - Top (Graphite)
4	53-860937-000	Ball Return Hood Assembly (w/ No. 3) - Light Gray	9	53-400097-205	L.H. Exit Track Only (Black)	15	53-400270-205	Ball Return End Cap - Top (Black)
4	53-861034-002	Ball Return Hood Assembly (w/ No. 3, 5 and adhesive)-Silver	10	53-400099-000	R.H. Exit Track Only (Lt Gray)	16	53-861026-XXX*	Ball Rail Extrusion
4	53-861034-205	Ball Return Hood Assembly (w/ No. 3, 5 and adhesive)-Black	10	53-400099-003	R.H. Exit Track Only (Graphite)	17	53-400041-000	Hand Dryer Hose - Framework
			10	53-400099-205	R.H. Exit Track Only (Black)	17	53-100415-010	Hand Dryer Hose - 2000 Twin Line
			11	53-861127-205	Reset Switch (Black)	18	53-400092-000	Side Logo "Brunswick"
			11	53-861127-000	Reset Switch (Dark Gray)			
			11	53-861127-100	Reset Switch (Silver)			
			12	53-400271-000	End Cap - Lower (Light Gray)			
			12	53-400271-003	End Cap - Lower (Graphite)			

* See Bowling Service Parts Catalog (P/N 28-201739-000) for color options.



STRIKING LINE WOOD SEAT BOTTOMS

Refreshes Striking Line seating to look like new.

- Easily installs with existing chair hardware

STYLE "A"

Florence, Contessa, Catalina, Voltair

54-860511-001 – Dark Cherry (Pkg of 4)

54-860511-002 – Natural (Pkg of 4)

STYLE "B"

Easton, Montgomery, Broderick, Alden

54-860512-001 – Dark Cherry (Pkg of 2)

54-860512-002 – Natural (Pkg of 2)

STYLE "C"

Wayland

54-860513-001 – Dark Cherry (Pkg of 2)

54-860513-002 – Natural (Pkg of 2)

STRIKING LINE SEAT BUCKET COMPLETE WITH MOUNTING HARDWARE

Seat Bucket Style	Part Number	Dark Cherry	Natural	Black <i>(custom only)</i>	Quantity Per Package
		-001	-002	-003	
Easton	54-861106-XXX	X	X	X	2
Montgomery	54-861107-XXX	X	X		2
Broderick	54-861108-XXX	X	X		2
Wayland	54-861109-XXX	X	X		2
Alden	54-861110-XXX	X	X		2

STRIKING LINE CHAIR GLIDES

For Striking Line wood stools.

54-861080-000 – (Pkg of 4)

ACCENT DECALS - OVERHEADS

57-860935-227 – Black

57-860935-229 – Silver

DRINK HOLDERS

54-100260-000



FRAMEWORX SEATS

Give your Frameworkx seating new molded seats or new color kits. New Graphite color kits now available.

- Light Gray Seat Only – 53-860959-000
- Graphite II Seat Only – 53-860959-004
- 53-860960-XXX*** – Seat color kit only (* = See color chart to the right)
- 53-860395-000** – 45° Swivel

* Framework Color Kit Chart

Part No. Suffix	Primary Color
-003	Graphite
-205	Black
-260	Violet
-261	Daffodil
-262	Blaze Orange
-263	Malachite
-265	Jade
-266	Navy
-267	Eggplant
-268	Silver - non metallic



FRAMEWORX TOUCH-UP PAINT

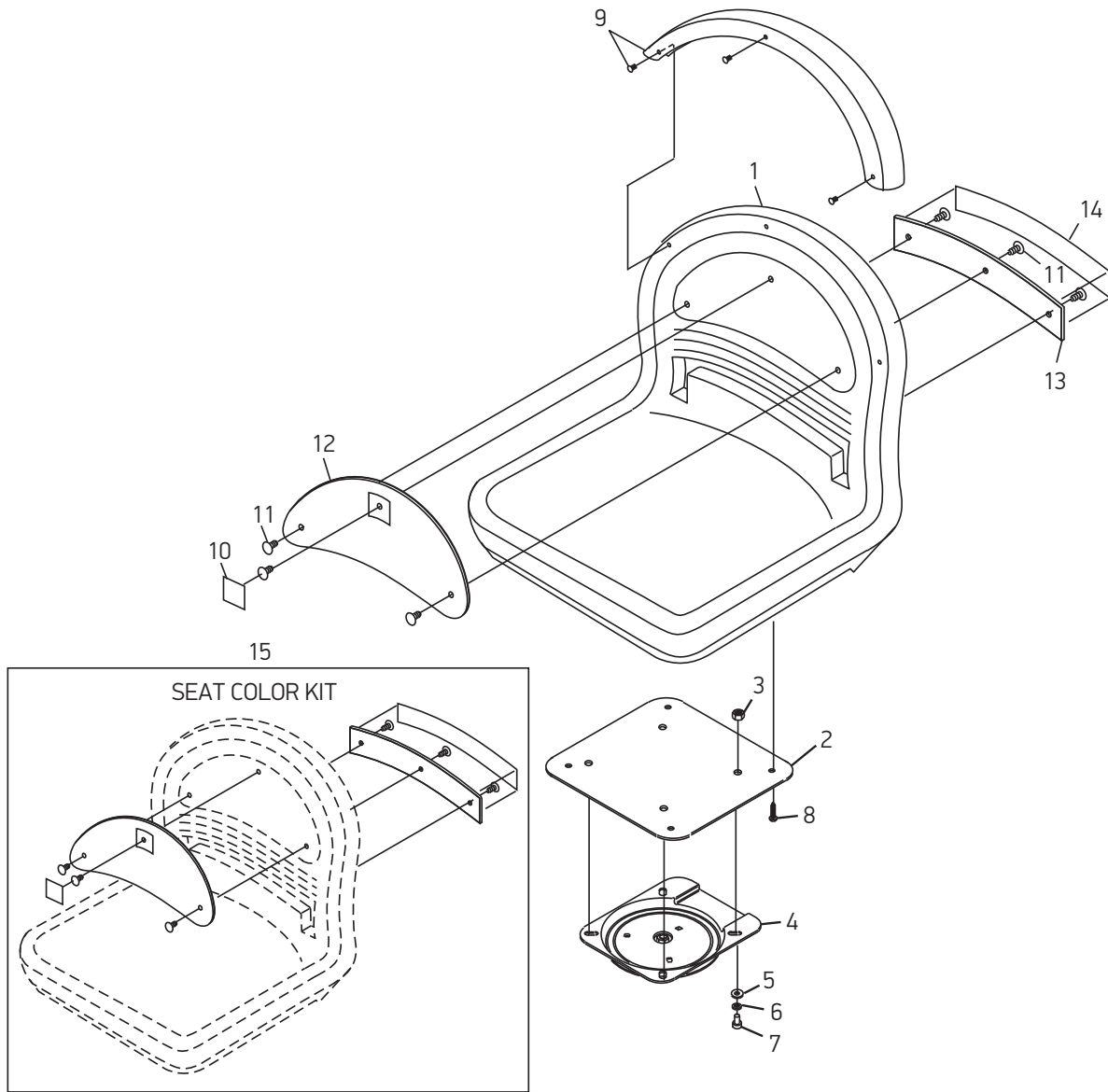
Keep furniture weldments looking new. Dark grey paint.

53-861005-101

FRAMEWORX PANEL FASTENERS

53-861010-XXX* (Pkg of 10)

(* = See color chart to the left)



For complete schematics please refer to the Bowling Service Parts Catalog – 28-201739-000.
 Visit brunswickbowling.com/service-support/tech-support/documentation/parts-catalogs.

PART INDEX

1	53-860959-000	Contour Seat Pkg. (Lt Gray)	6	11-051769-001	Lock washer	13	Use index No. 15 Rear Insert – Not sold sep.
1	53-860959-004	Contour Seat Pkg. (Graphite)	7	11-054803-001	Socket Hd. Cap Screw	14	53-400111-XXX* Rear Decal
2	53-400165-000	Adapter Plate (Dark Gray)	8	11-082862-001	Self Tapping Screw (#14-10x 1")	15	53-860960-XXX* Color Seat Kit
2	53-400165-100	Adapter Plate (Silver)	9	53-861066-000	Seat Back Cap (Dark Gray)		(This package contains one each of item no.: 10, 12, 13 and 14 and six plastic fasteners)
3	11-051702-001	Hex Nut (6 mm)	10	53-400103-XXX*	Front Decal		
4	53-860395-000	45° Seat Swivel	11	53-861010-XXX*	Plastic Fastener (Pkg. of 10)		
5	11-052037-001	Flat Washer	12	Use index No. 15 Front Insert – Not sold sep.			

* See Bowling Service Parts Catalog (P/N 28-201739-000) for color options.



TEL-E-FOUL COVERS

Tel-E-Foul lenses are secured to cover with hardware. Eliminates lenses popping out and getting damaged from lane machines and bowlers. Lens set – 84-860770-000 includes a template to fasten lens to older style Frameworkx Tel-E-Foul Covers.

84-860602-000 – Division Cover

84-860769-000 – Return Cover with lenses

84-860770-000 – Lens Set RH and LH



DUAL OUTPUT BALL DETECTOR REPLACEMENT PARTS

Dual output used for scoring and electronic triggering. Larger reflector gives more surface area for infrared beam than the older small ones.

57-860507-000 – Reflector with bracket

53-600176-000 – Reflector only



MANAGERS CONTROL PANEL ROCKER SWITCH

Used at the front desk.

12-750410-000



SENSOR ASSEMBLY

Sensor for infrared Tel-E-Foul.

53-600181-003




TEL-E-FOUL SYSTEM

Infrared technology.

- Operates on 110/220 VAC at 50/60 Hz
- Requires additional transformer for installation:
115 volt – 53-860628-115
230 volt – 53-860629-230
- Self diagnostics for easy adjustment and no interruptions in league play
- All modular design makes it easy to troubleshoot and change parts
- Board is spring mounted to limit vibration which can damage electronics
- Compatible with all scoring systems
- Tel-E-Foul PCB - 53-600181-005

53-861076-000



TACTILE SWITCH KEYBOARDS

Replacement for automatic scorer membrane keyboards.

- Provides a click-free contact when touched
- Easier activation and increased durability means longer product life

57-860607-002 – Black Keys


57-860608-002 – White Keys



RESET BUTTON KIT

Locks out reset button when machine starts to cycle until zero degree switch is made and will score immediately if the reset button (up front, after a ball detect) is pushed.

57-860109-000



FRAMEWORX CONSOLE FLASH DRIVE KIT

Replace your Frameworkx hard drives with this solid state replacement kit.

- No moving parts
- Eliminates hard drive down time
- Pre-programmed with Frameworkx software 6.3
- Comes with cable, mounting hardware, and complete instructions

57-863397-400



DUAL PEDESTAL NON-PIVOT FOR VECTOR

57-866867-000 – Dark Gray

57-866867-100 – Silver



BALL DETECT - SINGLE

Package is complete with sensor, nuts, bezel, screwdriver and instructions.

57-863670-000

LIGHT BULBS

	GOLD CROWN	ASTROLINE	ASTRO II	SYSTEM 2000	FRAMEWORK
MASKING UNIT					
Starlights	N/A	11-675513-002 #90	11-675517-002 #94	N/A	N/A
Strikelight	11-675501-000 28V #308	11-675517-002 #94 Clear	11-675513-002 #90 Clear	11-675521-002 #1692 11-675523-000 (AMF) #68	N/A N/A
1st and 2nd Ball Light	11-675501-000 28V #308	11-675521-002 #1692	11-675521-002 #1692	11-675582-000 #624 11-675523-000 (AMF) #68	11-675582-000 #624 11-675523-000 (AMF) #68
TEL-E-SCORE					
Projection	17-213927-000 - 150 Watt	17-213927-000 - 150 WATT	17-213927-000 - 150 WATT	17-213927-000 - 150 WATT	N/A
Table Light	N/A	N/A	N/A	N/A	N/A
TEL-E-FOUL®					
Foul Indicator	N/A	11-675513-002 #90 Clear	11-675513-002 #90 Clear	11-675513-002 #90 Clear	11-675513-002 #90 Clear
Light Source	15-609567-000 - 6 Volt	11-675514-002 #1876	11-675514-002 #1876	11-675514-002 #1876	11-675514-002 #1876
PINFINDER					
Display	11-675503-000 #1252	N/A	N/A	N/A	N/A
AUTOMATIC SCORER					
Service Light	N/A	N/A	N/A	11-675503-000 - #1252	N/A
Scanner	N/A	N/A	N/A	N/A	N/A
Ball Detector	11-675514-002 #1876	11-675514-002 #1876	N/A	N/A	N/A

**DUAL PIN LAMP COMPONENTS**

11-615519-000 - Toggle Switch

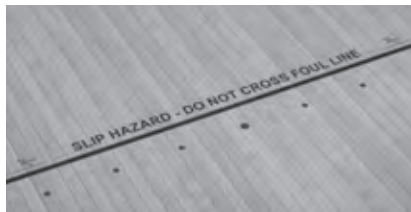
12-860109-000 - A•2 Ballast Only: (115 Volt)

**“DO NOT CROSS FOUL LINE” SAFETY DECAL**

Designed with large text and red background to catch bowlers' attention.

- Installs on return Tel-E-Foul unit for easy visibility
- Self adhesive, water resistant material
- Package of five

84-860902-000

**FOUL LINE DECAL (PKG OF 6)**

This USBC approved decal is easy and quick to install. Made with Guardian, the decal provides great glow under black lights.

84-860266-000 – English

84-860269-000 – Spanish

**LED LIGHT FIXTURE GS, GS-X AND STRING PIN 208/230/380V**

- Does not include brackets or hardware
- Not for use with A•2's, or for systems that use cameras for scoring

47-863001-000

LED PINDECK LIGHT SPARE PARTS KIT

Keep your LED Pindeck Lights looking good with this LED spare parts kit. Have everything you need at your fingertips, and save money too. Kit consists of one each of the following:

- 47-863013-000 - Pkg-Led Pindeck Repl Panels (3)
 - 47-863014-000 - Pkg-Power Supply-OS-8080
 - 47-863015-000 - Pkg-Main Control PCB Brd - OS-8080
- Component parts also sold separately.

47-863016-000

**PIN LIGHT FIXTURE - STANDARD**

Light Fixture without bulb (GS 230/380V)

47-225723-004

DUAL PIN LIGHT FIXTURE

Light Fixture without bulb (GS 208V)

47-225722-004

**PIN LAMP HOLDER**

This kit offers easy installation in the existing opening on both U.S. and Japanese pinsetter versions.

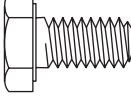
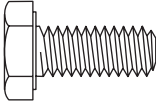
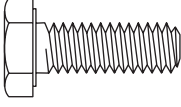
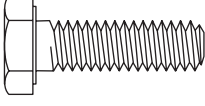
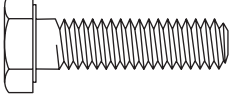
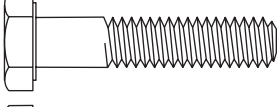
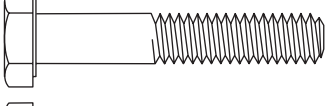
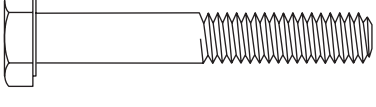
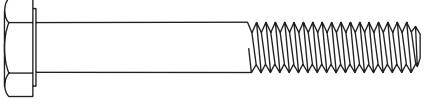




12-860770-000

3

HARDWARE

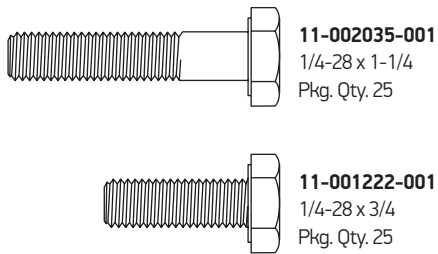
HEX HEAD CAP SCREWS

1/4-20 GRADE 2

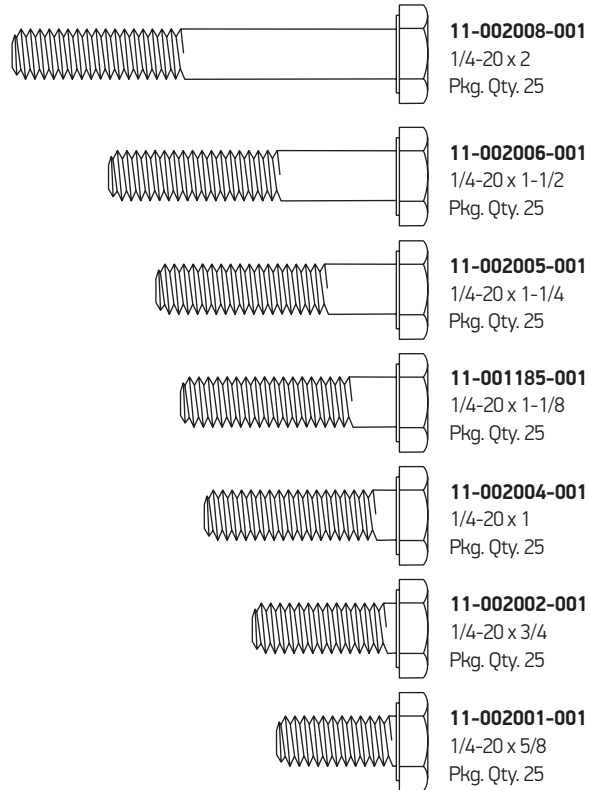
11-001178-001 1/4-20 x 1/2 Pkg. Qty. 25	
11-001180-001 1/4-20 x 5/8 Pkg. Qty. 25	
11-001182-001 1/4-20 x 3/4 Pkg. Qty. 25	
11-001183-001 1/4-20 x 7/8 Pkg. Qty. 25	
11-001184-001 1/4-20 x 1 Pkg. Qty. 25	
11-001186-001 1/4-20 x 1-1/4 Pkg. Qty. 25	
11-001188-001 1/4-20 x 1-1/2 Pkg. Qty. 25	
11-001190-001 1/4-20 x 1-3/4 Pkg. Qty. 25	
11-001192-001 1/4-20 x 2 Pkg. Qty. 25	
11-001193-001 1/4-20 x 2-1/4 Pkg. Qty. 15	
11-001194-001 1/4-20 x 2-1/2 Pkg. Qty. 25	
11-001195-001 1/4-20 x 2-3/4 Pkg. Qty. 10	
11-001196-001 1/4-20 x 3 Pkg. Qty. 25	

Hardware illustrations are actual size.


1/4-28 GRADE 5



1/4-20 GRADE 5




MACHINE SCREWS




HEX HEAD CAP SCREWS

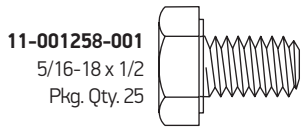
5/16-18 GRADE 2




11-001286-001
5/16-18 x 5-1/2
Pkg. Qty. 25



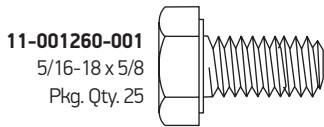
11-002075-001
5/16-18 x 3-3/4
Pkg. Qty. 25




11-001258-001
5/16-18 x 1/2
Pkg. Qty. 25



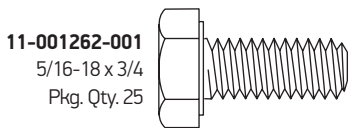
11-001278-001
5/16-18 x 3-1/2
Pkg. Qty. 25



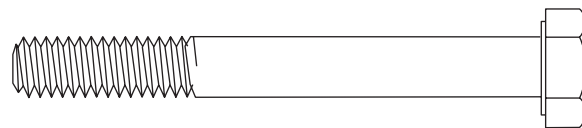
11-001260-001
5/16-18 x 5/8
Pkg. Qty. 25



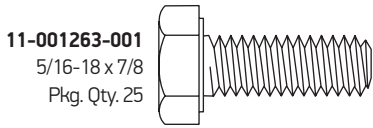
11-001276-001
5/16-18 x 3
Pkg. Qty. 25



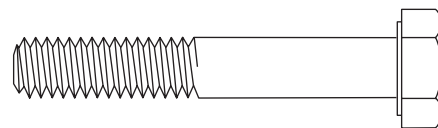
11-001262-001
5/16-18 x 3/4
Pkg. Qty. 25



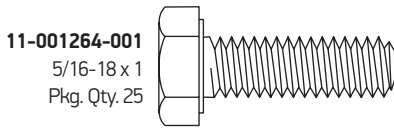
11-001275-001
5/16-18 x 2-3/4
Pkg. Qty. 25



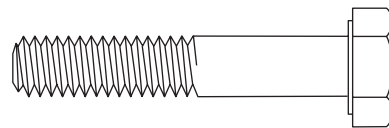
11-001263-001
5/16-18 x 7/8
Pkg. Qty. 25



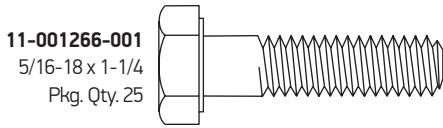
11-001272-001
5/16-18 x 2
Pkg. Qty. 25



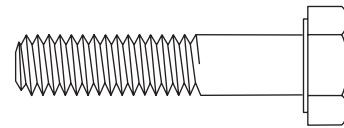
11-001264-001
5/16-18 x 1
Pkg. Qty. 25



11-001270-001
5/16-18 x 1-3/4
Pkg. Qty. 25



11-001266-001
5/16-18 x 1-1/4
Pkg. Qty. 25

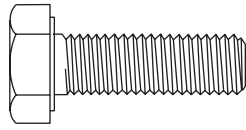


11-001268-001
5/16-18 x 1-1/2
Pkg. Qty. 25

Hardware illustrations are actual size.

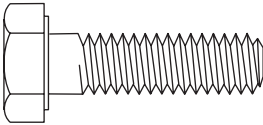
5/16-24 GRADE 2

11-001304-001
5/16-24 x 1
Pkg. Qty. 25

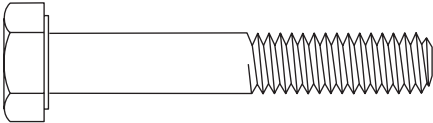


5/16-18 GRADE 5


11-001265-001
5/16-18 x 1-1/8
Pkg. Qty. 25



11-002068-001
5/16-18 x 2
Pkg. Qty. 25

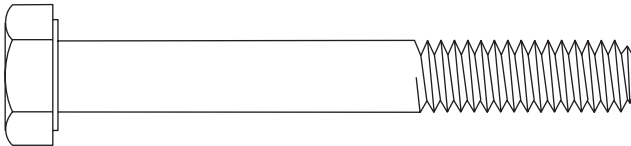


11-002070-001
5/16-18 x 2-1/2
Pkg. Qty. 25

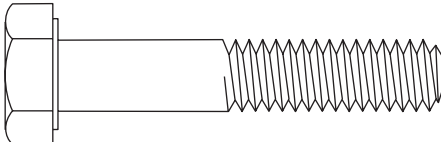


3/8-16 GRADE 5

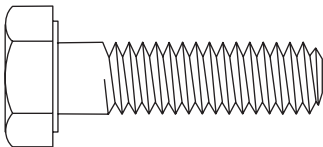
11-002132-001
3/8-16 x 3
Pkg. Qty. 10



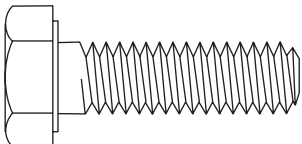
11-002128-001
3/8-16 x 2
Pkg. Qty. 10



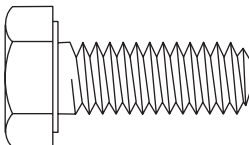
11-001347-001
3/8-16 x 1-3/8
Pkg. Qty. 10



11-002125-001
3/8-16 x 1-1/4
Pkg. Qty. 10

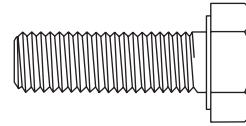


11-002124-001
3/8-16 x 1
Pkg. Qty. 10

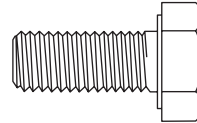


5/16-24 GRADE 5

11-002094-001
5/16-24 x 1
Pkg. Qty. 25

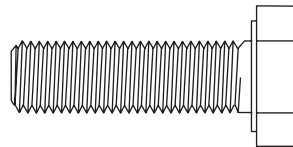


11-002092-001
5/16-24 x 3/4
Pkg. Qty. 25

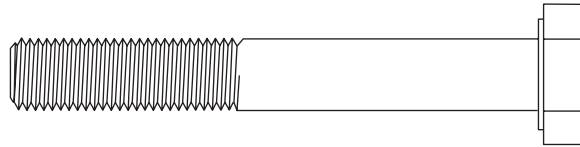


3/8-24 GRADE 5

11-002155-000
3/8-24 x 1-1/4
Pkg. Qty. 10

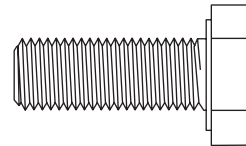


10-002001-000
3/8-24 x 2-3/4
Pkg. Qty. 10

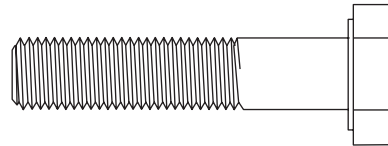


3/8-24 GRADE 2

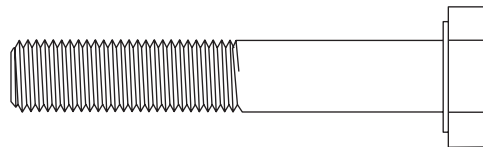
11-001384-001
3/8-24 x 1
Pkg. Qty. 10



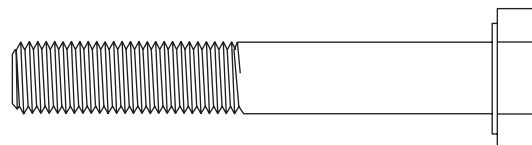
11-001390-001
3/8-24 x 1-3/4
Pkg. Qty. 10



11-001393-001
3/8-24 x 2-1/4
Pkg. Qty. 10



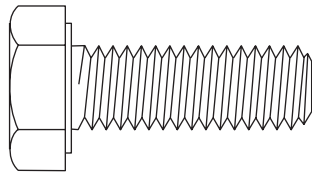
11-001394-001
3/8-24 x 2-1/2
Pkg. Qty. 10



HEX HEAD CAP SCREWS

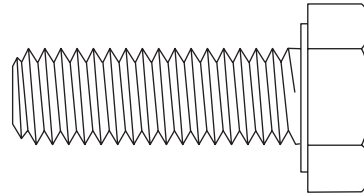
7/16-14 GRADE 5

11-001423-001
7/16-14 x 7/8
Pkg. Qty. 10

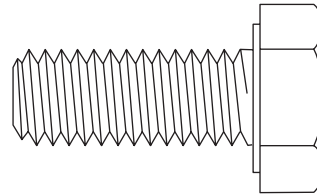


1/2-13 GRADE 2

11-001508-001
1/2-13 x 1-1/2
Pkg. Qty. 10

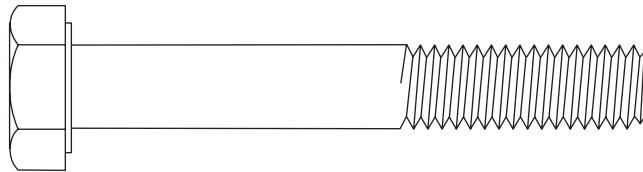


11-001506-001
1/2-13 x 1-1/4
Pkg. Qty. 10



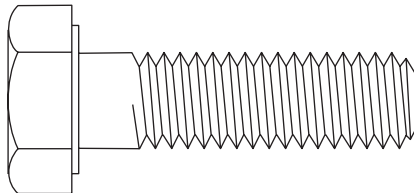
7/16-14 GRADE 2

11-001436-001
7/16-14 x 3
Pkg. Qty. 10



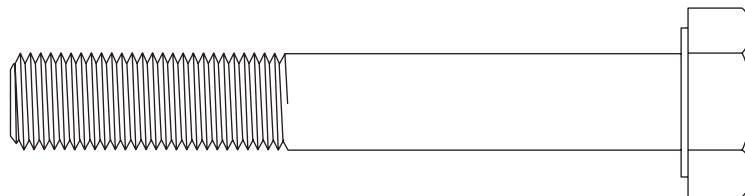
1/2-13 GRADE 5

11-002247-000
1/2-13 x 1-3/4
Pkg. Qty. 10



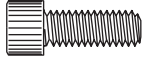
1/2-20 GRADE 5

10-002006-000
1/2-20 x 3-1/2
Pkg. Qty. 10

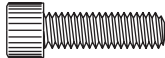


#10-32

11-005118-001
#10-32 x 1/2
Pkg. Qty. 10



11-005120-001
#10-32 x 5/8
Pkg. Qty. 10

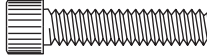


#10-24

11-005092-001
#10-24 x 3/4
Pkg. Qty. 10



11-005093-001
#10-24 x 7/8
Pkg. Qty. 10

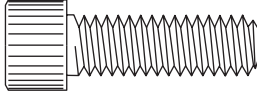


5/16-18

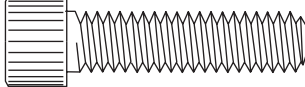
11-005263-001
5/16-18 x 7/8
Pkg. Qty. 10



11-005264-001
5/16-18 x 1
Pkg. Qty. 10



11-005266-001
5/16-18 x 1-1/4
Pkg. Qty. 10



3/8-16

11-005343-001
3/8-16 x 7/8
Pkg. Qty. 10



11-005354-001
3/8-16 x 2-1/2
Pkg. Qty. 10



3/8-24

10-009001-001
3/8-24 x 2-1/8
Pkg. Qty. 10



1/4-20

11-005178-001
1/4-20 x 1/2
Pkg. Qty. 10



11-005180-001
1/4-20 x 5/8
Pkg. Qty. 10



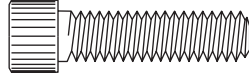
11-005182-001
1/4-20 x 3/4
Pkg. Qty. 10




11-005183-001
1/4-20 x 7/8
Pkg. Qty. 10



11-005184-001
1/4-20 x 1
Pkg. Qty. 10



11-005194-001
1/4-20 x 2-1/2
Pkg. Qty. 10



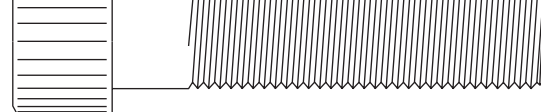
7/16-20

11-005474-001
7/16-20 x 2-1/2
Pkg. Qty. 10



1/2-20

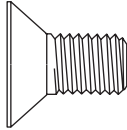
11-005553-001
1/2-20 x 2-1/4
Pkg. Qty. 10



FLAT HEAD SOCKET CAP SCREWS

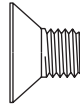
5/16-24

11-007300-001
5/16-24 x 5/8
Pkg. Qty. 10



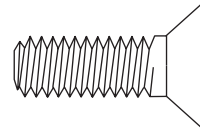
1/4-28

11-007216-001
1/4-28 x 3/8
Pkg. Qty. 10



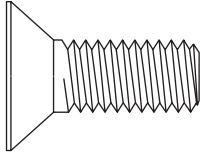
5/16-18

11-007264-001
5/16-18 x 1
Pkg. Qty. 10

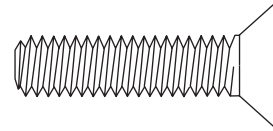


3/8-16

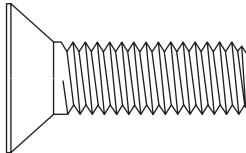
11-007344-001
3/8-16 x 1
Pkg. Qty. 10



12-862267-001
5/16-18 x 1-3/8
Pkg. Qty. 10

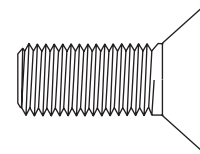


11-007346-001
3/8-16 x 1-1/4
Pkg. Qty. 10

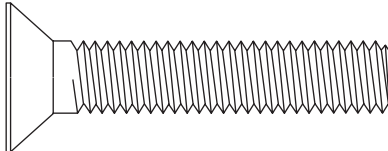


3/8-24

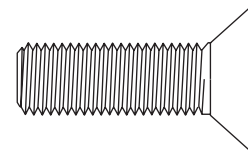
11-007384-001
3/8-24 x 1
Pkg. Qty. 10



11-007352-001
3/8-16 x 2
Pkg. Qty. 10

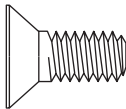


11-007386-001
3/8-24 x 1-1/4
Pkg. Qty. 10

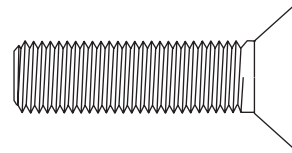


1/4-20

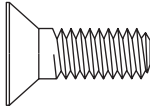
11-007180-001
1/4-20 x 5/8
Pkg. Qty. 10



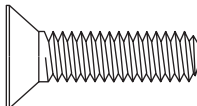
11-007388-001
3/8-24 x 1-1/2
Pkg. Qty. 10



11-007182-001
1/4-20 x 3/4
Pkg. Qty. 10



11-007184-001
1/4-20 x 1
Pkg. Qty. 10

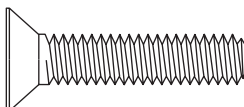


#10-24

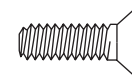
11-007086-001
#10-24 x 3/8
Pkg. Qty. 10



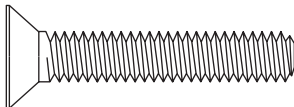
11-007186-001
1/4-20 x 1-1/4
Pkg. Qty. 10



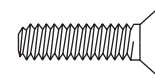
11-007090-001
#10-24 x 5/8
Pkg. Qty. 10




11-007188-001
1/4-20 x 1-1/2
Pkg. Qty. 10




11-007092-001
#10-24 x 3/4
Pkg. Qty. 10



11-007195-001
1/4-20 x 2-3/4
Pkg. Qty. 10



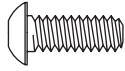
11-007200-001
1/4-20 x 4
Pkg. Qty. 10



Hardware illustrations are actual size.

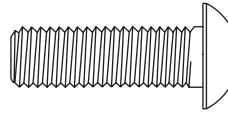
#10-24

11-006088-001
#10-24 x 1/2
Pkg. Qty. 10



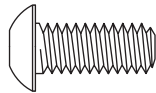
5/16-24

11-006304-001
5/16-24 x 1
Pkg. Qty. 10



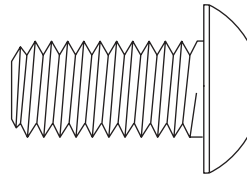
1/4-20

11-006180-001
1/4-20 x 5/8
Pkg. Qty. 10

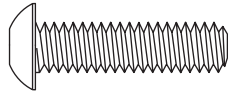


1/2-13

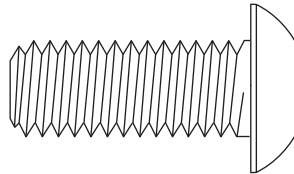
11-006504-001
1/2-13 x 1
Pkg. Qty. 10











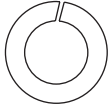

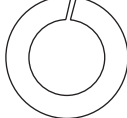
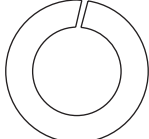
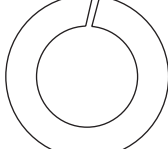
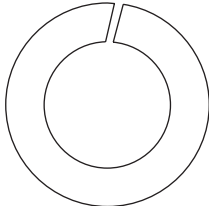
11-006184-001
1/4-20 x 1
Pkg. Qty. 10



11-006506-001
1/2-13 x 1-1/4
Pkg. Qty. 1



LOCKWASHERS











	SPLIT	HI-COLLAR SPLIT	EXTERNAL TOOTH	
11-195006-001 #6 Pkg. Qty. 1		11-196006-001 #8 Pkg. Qty. 1		11-198002-001 #8 Pkg. Qty. 1
11-195008-001 #8 Pkg. Qty. 1		11-196008-001 #10 Pkg. Qty. 25		11-198003-001 #10 Pkg. Qty. 1
11-195010-001 #10 Pkg. Qty. 1		11-196012-001 1/4 Pkg. Qty. 25		11-198005-001 1/4 Pkg. Qty. 1
11-195014-001 1/4 Pkg. Qty. 1		11-196020-001 1/2 Pkg. Qty. 10		11-198007-001 3/8 Pkg. Qty. 25
11-195015-001 5/16 Pkg. Qty. 1				11-198009-001 1/2 Pkg. Qty. 25
11-195016-001 3/8 Pkg. Qty. 25				
11-195017-001 7/16 Pkg. Qty. 25				
11-195018-001 1/2 Pkg. Qty. 25				
11-195020-001 5/8 Pkg. Qty. 25				

Hardware illustrations are actual size.














HEX NUTS

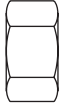




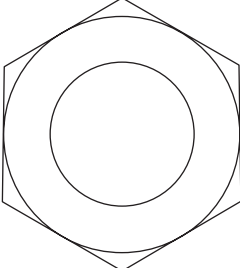

FLEXLOC NUTS

COARSE		FINE	COARSE	FINE
11-170104-001 #10-24 Pkg. Qty. 10				
11-170106-001 1/4-20 Pkg. Qty. 10			11-170109-001 5/16-24 Pkg. Qty. 10	
11-170108-001 5/16-18 Pkg. Qty. 10			11-170110-001 3/8-16 Pkg. Qty. 10	

MACHINE SCREW NUTS

COARSE	FINE
	 11-125000-001 #4-40 Pkg. Qty. 25
	 11-125001-001 #6-32 Pkg. Qty. 25
	 11-125003-001 #8-32 Pkg. Qty. 25
11-125004-001 #10-24 Pkg. Qty. 25	 11-125005-001 #10-32 Pkg. Qty. 25
11-125006-001 #12-24 Pkg. Qty. 25	
11-125007-001 1/4-20 Pkg. Qty. 25	
11-125009-001 5/16-18 Pkg. Qty. 25	
11-125011-001 3/8-16 Pkg. Qty. 25	

STANDARD HEX NUTS

COARSE	FINE
11-125100-001 1/4-20 Pkg. Qty. 25	 11-125101-001 1/4-28 Pkg. Qty. 25
11-125102-001 5/16-18 Pkg. Qty. 25	 11-125103-001 5/16-24 Pkg. Qty. 25
11-125104-001 3/8-16 Pkg. Qty. 25	
11-125106-001 7/16-14 Pkg. Qty. 25	 11-125107-001 7/16-20 Pkg. Qty. 25
11-125108-001 1/2-13 Pkg. Qty. 25	 11-125109-001 1/2-20 Pkg. Qty. 25
	 11-125115-001 3/4-16 Pkg. Qty. 25

Hardware illustrations are actual size.

HEX NUTS

NYLOCK NUTS

COARSE

11-170005-001
#10-24
Pkg. Qty. 25

11-170007-001
1/4-20
Pkg. Qty. 25

11-170009-001
5/16-18
Pkg. Qty. 1

11-170011-001
3/8-16
Pkg. Qty. 25

11-170015-001
1/2-13
Pkg. Qty. 25

FINE

11-170002-001
#6-32
Pkg. Qty. 25

11-170004-001
#8-32
Pkg. Qty. 25

11-170006-001
#10-32
Pkg. Qty. 25

11-170008-001
1/4-28
Pkg. Qty. 25

11-170010-001
5/16-24
Pkg. Qty. 25

11-170012-001
3/8-24
Pkg. Qty. 25

11-170014-001
7/16-20
Pkg. Qty. 25

11-170016-001
1/2-20
Pkg. Qty. 25

JAM NUTS

COARSE

11-125200-001
1/4-20 R.H.
Pkg. Qty. 25

11-125202-001
5/16-18 R.H.
Pkg. Qty. 20

11-125204-001
3/8-16 R.H.
Pkg. Qty. 25

11-125206-001
7/16-14 R.H.
Pkg. Qty. 25

11-125208-001
1/2-13 R.H.
Pkg. Qty. 25

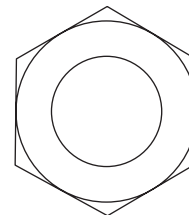
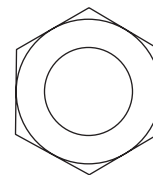
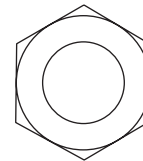
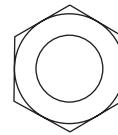
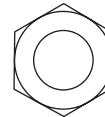
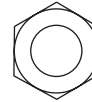
FINE

11-125201-001
1/4-28 R.H.
Pkg. Qty. 25

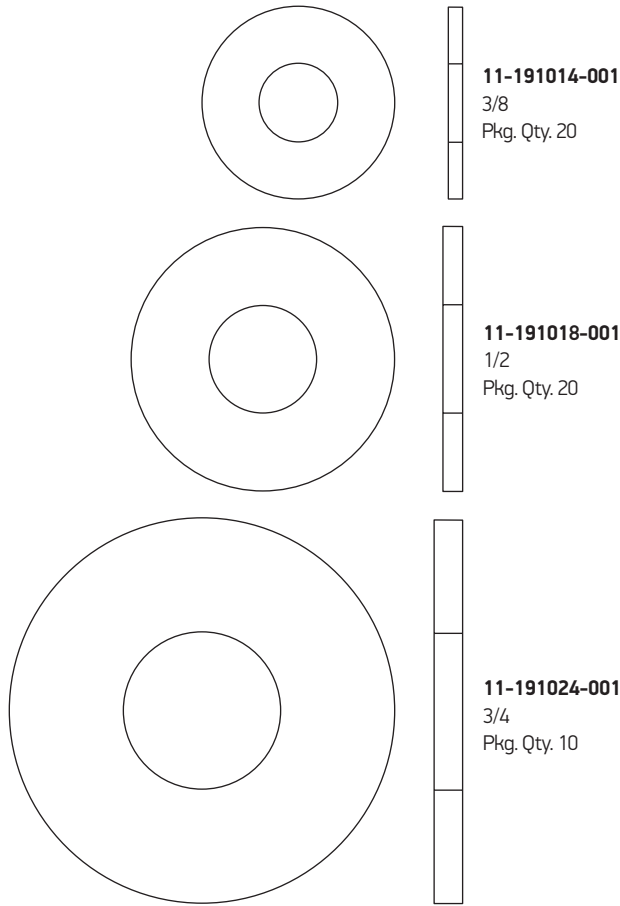
11-125207-001
7/16-20 R.H.
Pkg. Qty. 25

11-125209-001
1/2-20 R.H.
Pkg. Qty. 25

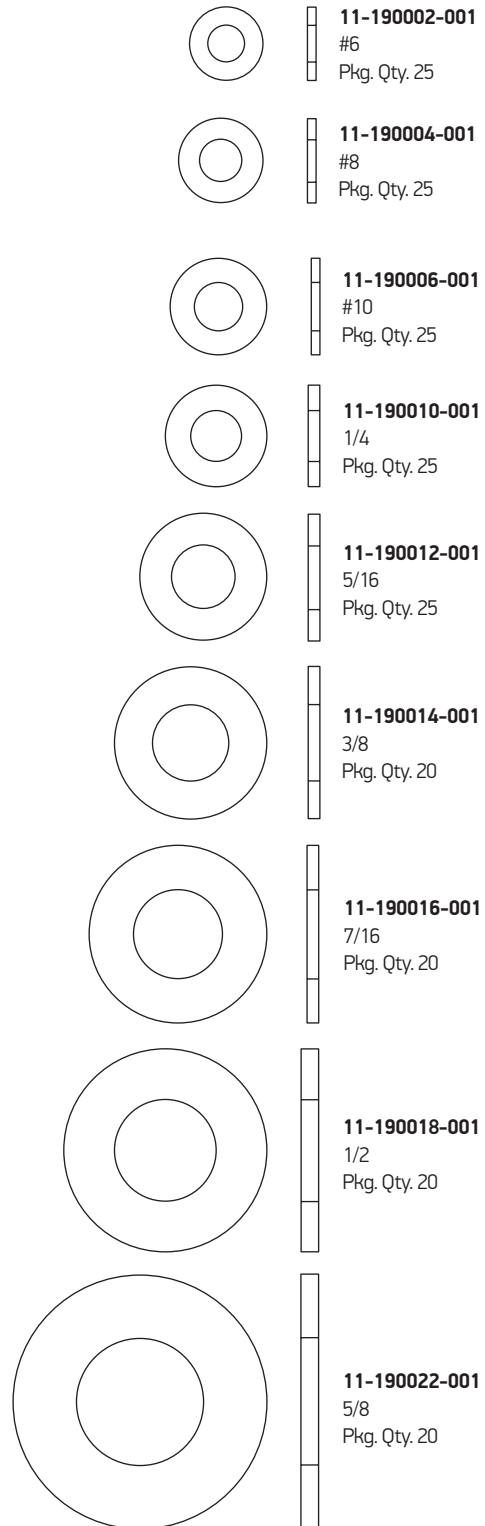
11-125213-001
5/8-18 R.H.
Pkg. Qty. 25



USS

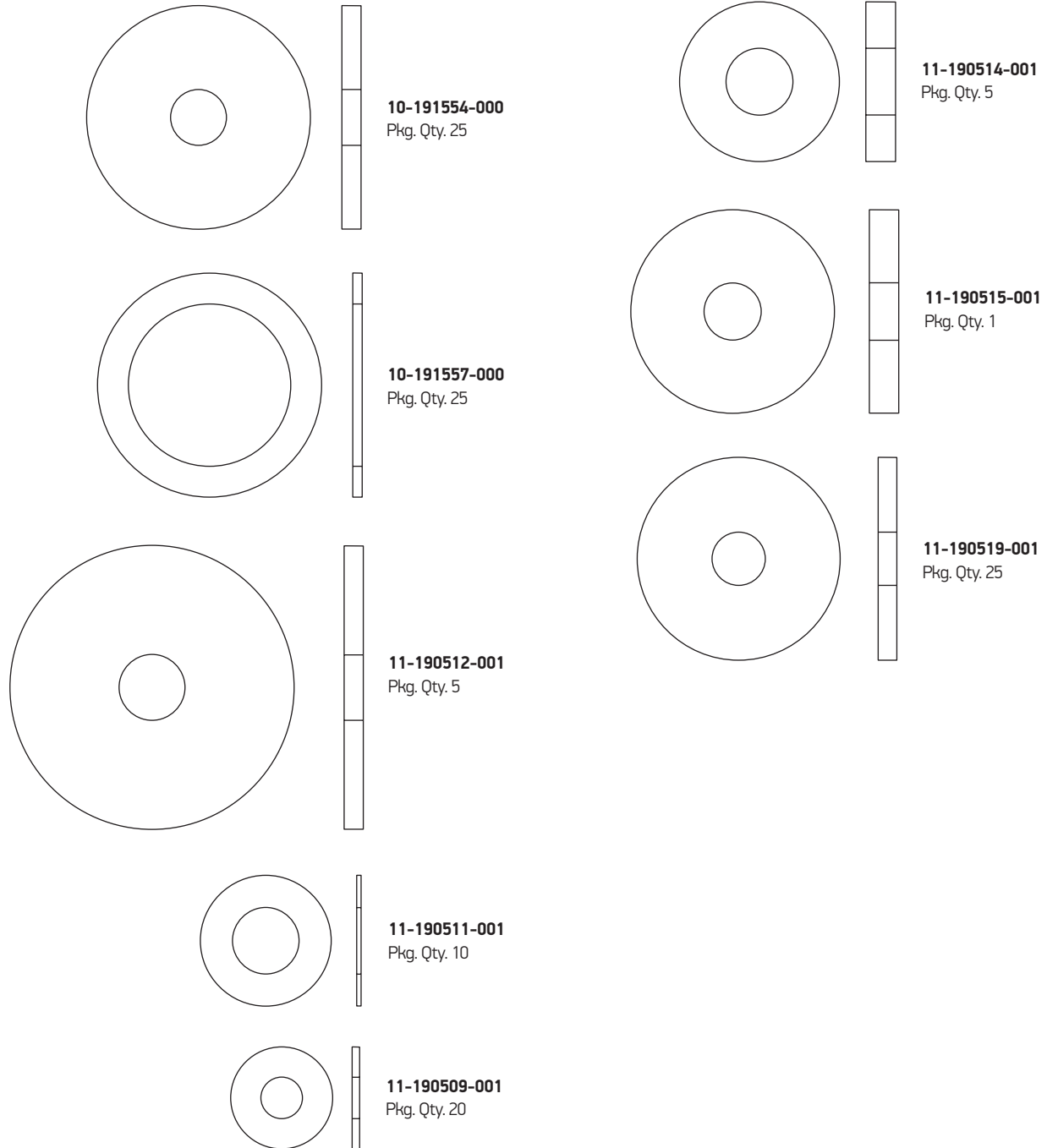


SAE



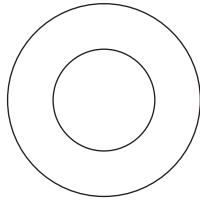
FLAT WASHERS

NON-STANDARD

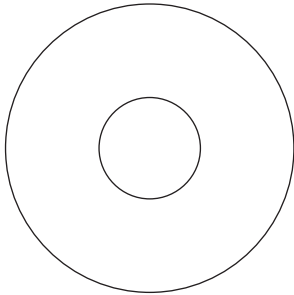


Hardware illustrations are actual size.

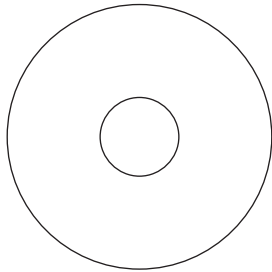
NON-STANDARD



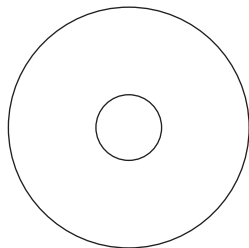
11-190520-001
Pkg. Qty. 20



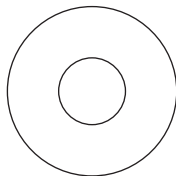
11-190521-001
Pkg. Qty. 25



11-190522-001
Pkg. Qty. 10

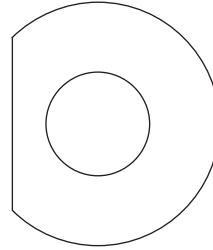


11-190527-001
Pkg. Qty. 10

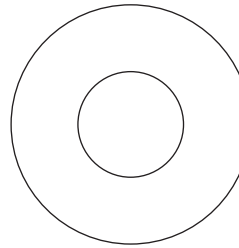


11-190529-001
Pkg. Qty. 5

SPECIAL



12-252360-000
D-Washer
Pkg. Qty. 5



12-250076-002
Fiber Washer
Pkg. Qty. 10

RETAINING RINGS

EXTERNAL



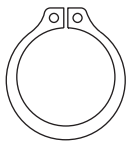
11-530012-001
Pkg. Qty. 20



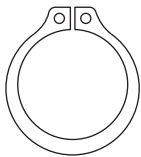
11-530015-000
Pkg. Qty. 20



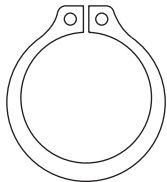
11-530017-001
Pkg. Qty. 20



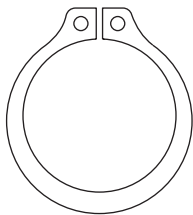
11-530019-000
Pkg. Qty. 20



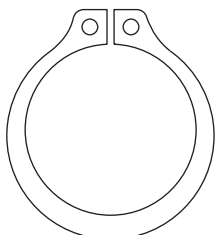
11-530021-001
Pkg. Qty. 20



11-530025-001
Pkg. Qty. 20

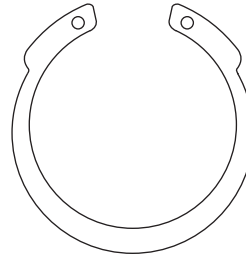


11-530028-000
Pkg. Qty. 20

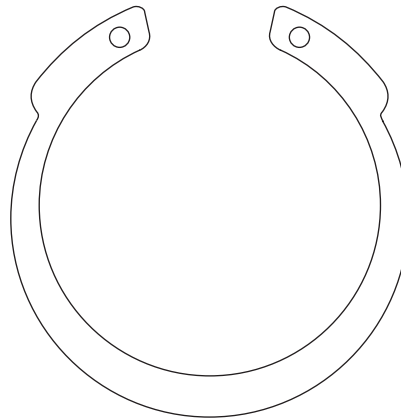


11-530030-001
Pkg. Qty. 20

INVERTED INTERNAL

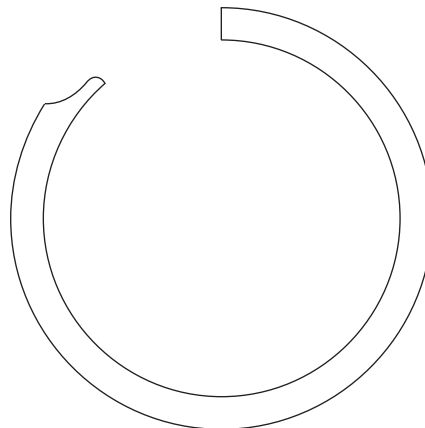


11-531008-000
Pkg. Qty. 20



11-531020-000
Pkg. Qty. 20

INTERNAL SPIROL















11-536026-000
Pkg. Qty. 20

Hardware illustrations are actual size.

- 11-345154-000**
 1/8 x 1/2
 Pkg. Qty. 25
- 11-345160-001**
 1/8 x 7/8
 Pkg. Qty. 25
- 11-345161-000**
 1/8 x 15/16
 Pkg. Qty. 25
- 11-345258-001**
 5/32 x 3/4
 Pkg. Qty. 20
- 11-345264-000**
 5/32 x 1-1/4
 Pkg. Qty. 10
- 11-345302-001**
 3/16 x 3/8
 Pkg. Qty. 25
- 11-345304-000**
 3/16 x 1/2
 Pkg. Qty. 25
- 11-345306-000**
 3/16 x 5/8
 Pkg. Qty. 25
- 11-345310-001**
 3/16 x 3/4
 Pkg. Qty. 20
- 11-345312-000**
 3/16 x 1
 Pkg. Qty. 25
- 11-345316-000**
 3/16 x 1-1/2
 Pkg. Qty. 25
- 11-345318-000**
 3/16 x 1-3/4
 Pkg. Qty. 25

- 11-345404-000**
 1/4 x 1/2
 Pkg. Qty. 1
- 11-345406-000**
 1/4 x 5/8
 Pkg. Qty. 25
- 11-345408-001**
 1/4 x 3/4
 Pkg. Qty. 10
- 11-345412-000**
 1/4 x 1
 Pkg. Qty. 25
- 11-345414-000**
 1/4 x 1-1/4
 Pkg. Qty. 25
- 11-345418-001**
 1/4 x 1-3/4
 Pkg. Qty. 25
- 11-345420-001**
 1/4 x 2
 Pkg. Qty. 25
- 11-345516-000**
 3/8 x 1-1/2
 Pkg. Qty. 20
- 11-345520-001**
 3/8 x 2
 Pkg. Qty. 20
- 11-345573-000**
 1/2 x 2-3/4
 Pkg. Qty. 10

11-360258-001 3/32 x 5/8 Pkg. Qty. 20	
11-360260-000 3/32 x 3/4 Pkg. Qty. 20	
11-360264-000 3/32 x 1 Pkg. Qty. 20	
11-360364-000 1/8 x 1 Pkg. Qty. 20	
11-360365-001 1/8 x 1-1/8 Pkg. Qty. 20	
11-360415-001 5/32 x 1-1/8 Pkg. Qty. 20	
11-360460-000 3/16 x 3/4 Pkg. Qty. 20	
11-360465-000 3/16 x 1-1/8 Pkg. Qty. 20	
11-360466-000 3/16 x 1-1/4 Pkg. Qty. 20	
11-361315-000 3/16 x 1-3/8 Pkg. Qty. 20	
11-360568-000 1/4 x 1-1/2 Pkg. Qty. 10	
11-360619-000 5/16 x 1-5/8 Pkg. Qty. 25	

SQUARE KEYS

- 12-100187-009**
Pkg. Qty. 5

Moving deck-scissor control cable pulley/shaft assembly, Jetback ball booster shaft
- 12-400138-007**
Pkg. Qty. 5

Pin wheel jack shaft - single small sheave, Turret drive bevel gear shaft/belt sheave
- 12-400138-002**
Pkg. Qty. 5

Elevator jack shafts - 12" sheaves
- 12-400138-006**
Pkg. Qty. 5

Pin wheel jack shaft - magnetic clutch keyway
- 12-400138-004**
Pkg. Qty. 5

Elevator jack shafts - small sheaves
- 12-100187-011**
Pkg. Qty. 5

Detector main shaft. Pinsetter motor shaft (shorten as required)
- 12-400138-003**
Pkg. Qty. 5

Ball wheel jack shaft - ball wheel pulley keyway
- 12-100187-007**
Pkg. Qty. 5

1 to 1 shaft - spur gear
- 12-100187-008**
Pkg. Qty. 5

1 to 1 shaft - moving deck, scissor and rake cams
- 12-100187-002**
Pkg. Qty. 5

4 to 1 shaft - bronze gear

RECTANGULAR KEYS


- 12-100164-000**
Pkg. Qty. 5

1 to 1 shaft - extended cycle cams
- 12-400138-008**
Pkg. Qty. 5

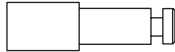
Pin wheel jack shaft - nylon bevel gear drive

X-WASHER PINS

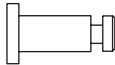
12-100318-002
Pkg. Qty. 5




12-100318-003
Pkg. Qty. 1



12-100166-002
Pkg. Qty. 5



12-100166-004
Pkg. Qty. 5



12-100166-005
Pkg. Qty. 5




12-150158-013
Pkg. Qty. 5




12-100166-006
Pkg. Qty. 5




12-100166-024
Pkg. Qty. 5




12-100166-022
Pkg. Qty. 5



12-100166-008
Pkg. Qty. 5



12-100166-026
Pkg. Qty. 5



12-100166-025
Pkg. Qty. 5




12-150158-007
Pkg. Qty. 5




12-150158-006
Pkg. Qty. 5




12-150158-012
Pkg. Qty. 5




12-100166-019
Pkg. Qty. 5



12-100166-009
Pkg. Qty. 5



12-100166-011
Pkg. Qty. 5




12-250010-011
Pkg. Qty. 5



12-100166-027
Pkg. Qty. 5




12-100166-007
Pkg. Qty. 5



12-100166-013
Pkg. Qty. 5




12-100166-014
Pkg. Qty. 5




12-100166-015
Pkg. Qty. 5




12-150158-015
Pkg. Qty. 5




12-100166-016
Pkg. Qty. 5




12-100166-017
Pkg. Qty. 5



12-100166-032
Pkg. Qty. 5



12-150158-017
Pkg. Qty. 5



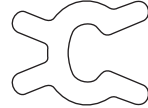
11-230000-001
Pkg. Qty. 25



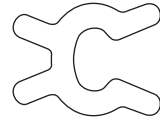
11-230001-001
Pkg. Qty. 25



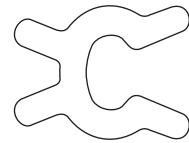
11-230002-001
Pkg. Qty. 25




11-230003-001
Pkg. Qty. 25



11-230005-001
Pkg. Qty. 25




10-229601-000
Pkg. Qty. 1




12-250010-007
Pkg. Qty. 2



10-229602-000
Pkg. Qty. 1



12-150023-007
Pkg. Qty. 2



12-150023-008
Pkg. Qty. 2



12-450006-002
Pkg. Qty. 1




12-150023-002
Pkg. Qty. 2




12-100166-021
Pkg. Qty. 2



12-200081-002
Pkg. Qty. 2




12-100166-029
Pkg. Qty. 2




12-100166-031
Pkg. Qty. 2




12-150158-009
Pkg. Qty. 2



12-150158-004
Pkg. Qty. 2




12-150158-014
Pkg. Qty. 2



12-150158-016
Pkg. Qty. 2



12-350023-002
Pkg. Qty. 2


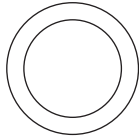


SLEEVE OILITE BEARINGS


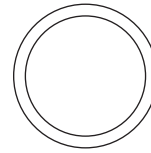
<p>11-420000-000 Pkg. Qty. 5 Rear Long Link</p>			<p>11-420009-000 Pkg. Qty. 5 Spring Guide Tube</p>		
<p>12-150190-000 Pkg. Qty. 5 "C" Link to Indexing Bell Crank</p>			<p>11-420066-000 Pkg. Qty. 1 Rake Sweep Shaft Left Hand</p>		
<p>11-420046-000 Pkg. Qty. 1 Interlock Probe</p>			<p>11-420015-000 Pkg. Qty. 1 Gear Box Clutch Support "A" Triggering Kit</p>		
<p>11-420043-000 Pkg. Qty. 1 Long Link Bell Crank</p>			<p>11-420011-000 Pkg. Qty. 5 Gear Box Clutch Lever Support</p>		
<p>11-423000-000 Pkg. Qty. 5 OOR Controller - Bottom</p>			<p>11-420095-000 Pkg. Qty. 5 Rake Support Arm</p>		
<p>11-420070-000 Pkg. Qty. 1 Scissors Distribution Rod Lever</p>			<p>11-420097-000 Pkg. Qty. 10 Scissors Connecting Rod Ends</p>		
<p>11-420097-000 Pkg. Qty. 10 Scissors Connecting Rod Ends</p>			<p>12-250075-100 Pkg. Qty. 2 Rake Lift Shaft / Shock Mount / Pit Cushion Arm "A" Style</p>		
<p>12-250091-000 Pkg. Qty. 5 Standing Pins Selector Pivot</p>			<p>11-420096-000 Pkg. Qty. 1 Rake Trip Shaft Shotgun</p>		
<p>11-420008-000 Pkg. Qty. 5 Pit Cushion Lift Rod and Ball Stop Hook</p>			<p>11-420035-000 Pkg. Qty. 1 Rake Trip Shaft Shotgun Rake Crank Rod</p>		

Hardware illustrations are actual size.


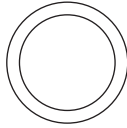
12-250248-000
Pkg. Qty. 2
Pit Cushion
Lift Rod Ends



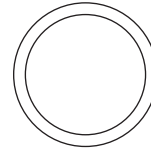
11-420094-000
Pkg. Qty. 1
Pit Cushion




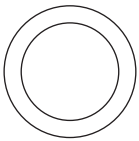
11-420102-000
Pkg. Qty. 1
Rake Lift Rod




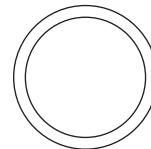
11-420019-000
Pkg. Qty. 5
Clutch Cam Follower
Spring Guide Tube




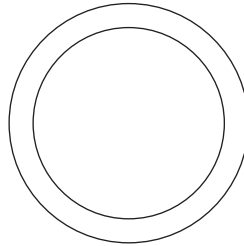
11-420063-000
Pkg. Qty. 5
Rake Lift Rod



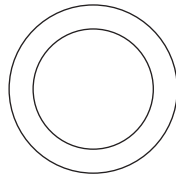
11-420018-000
Pkg. Qty. 5
Moving Deck
Scissors Latch "Flag"



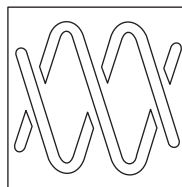
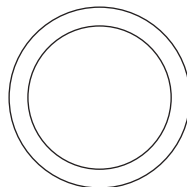
11-420045-000
Pkg. Qty. 5
Elevator
Jack Shaft



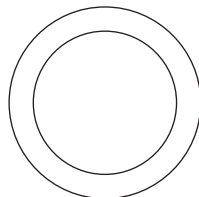
11-420054-000
Pkg. Qty. 1
Pit Conveyor
Pulley Arm



10-424001-000
Pkg. Qty. 1
Ball Cushion
Mount



11-420098-000
Pkg. Qty. 1
Rake Trip Shaft
Shotgun

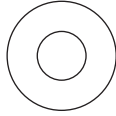


FLANGED OILITE BEARINGS

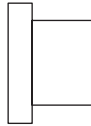
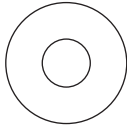
11-421061-000
Pkg. Qty. 5
Long Link



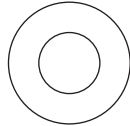
11-421045-000
Pkg. Qty. 10
Pin Release
Lever



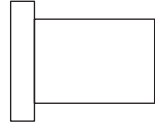
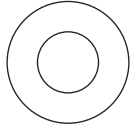
11-421102-000
Pkg. Qty. 5
Rake Trip Arm



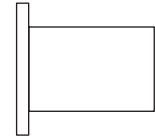
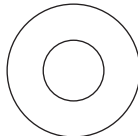
12-200105-000
Pkg. Qty. 5
Scissors



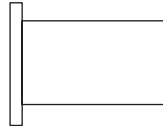
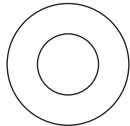
11-421004-000
Pkg. Qty. 5
Pin Release
Lever



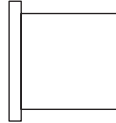
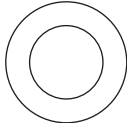
11-421053-000
Pkg. Qty. 5
Cross Conveyor
Pin Gate



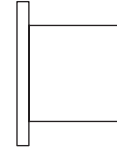
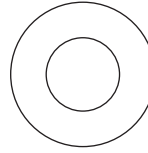
11-421026-000
Pkg. Qty. 5
Turret Interlock
Probe



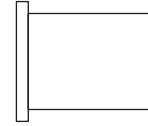
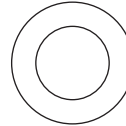
11-421104-000
Pkg. Qty. 5
Rake Lift Shaft



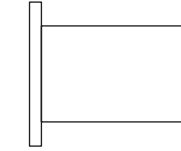
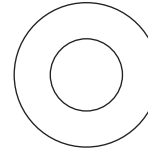
11-421048-000
Pkg. Qty. 1
Indexing Bell
Crank Lever



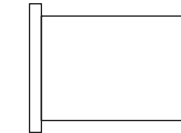
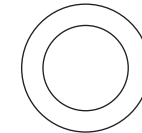
11-421008-000
Pkg. Qty. 1
Spider Release
Lever



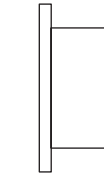
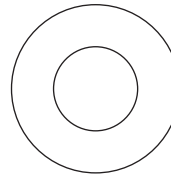
12-150255-000
Pkg. Qty. 5
Turret Frame



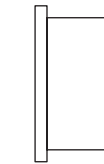
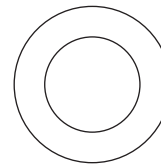
11-421065-000
Pkg. Qty. 5
Torsion Latch



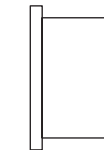
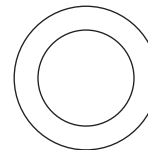
11-421035-000
Pkg. Qty. 5
Time Delay Gear



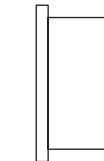
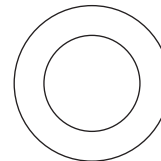
11-421015-000
Pkg. Qty. 5
Detector, Detector
Mounting Plate,
Gear Box



11-421110-000
Pkg. Qty. 5
Motor-Elevator
Belt Tensioner
all Preference System

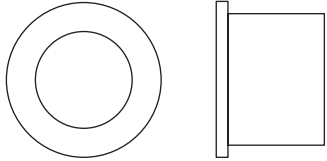


11-421017-000
Pkg. Qty. 5
Rake Sweep Shaft

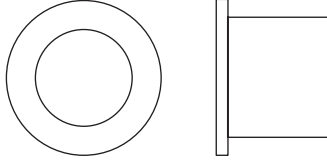


Hardware illustrations are actual size.

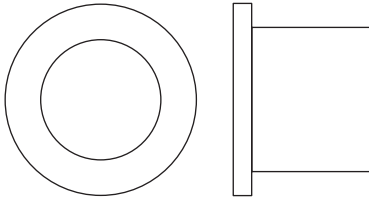
11-421027-000
Pkg. Qty. 1
Rake Crank Rod



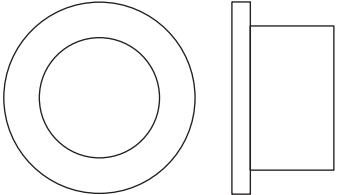
11-421093-000
Pkg. Qty. 5
2 Piece Clutch
Reset Lever



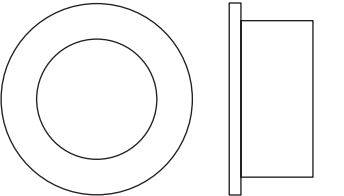
11-421019-000
Pkg. Qty. 1
Deck Jam Kit,
Rake Lift
Cam Follower,
Elevator Idler Arm



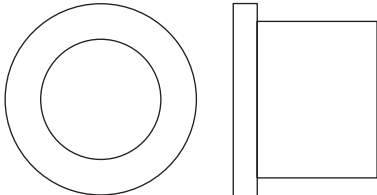
11-421103-000
Pkg. Qty. 5
Rake Lift Shaft



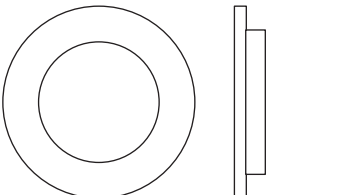
11-421111-000
Pkg. Qty. 5
Ball Stop



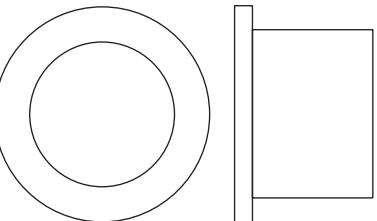
11-421058-000
Pkg. Qty. 5
Pit Conveyor
Pulley Arm



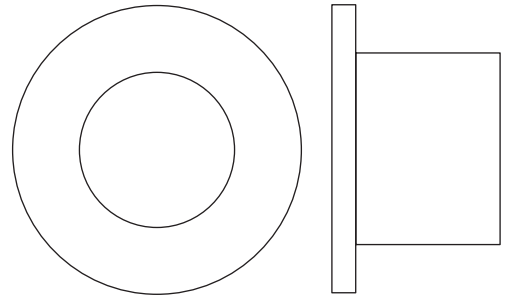
12-200104-000
Pkg. Qty. 5
Scissor Arm



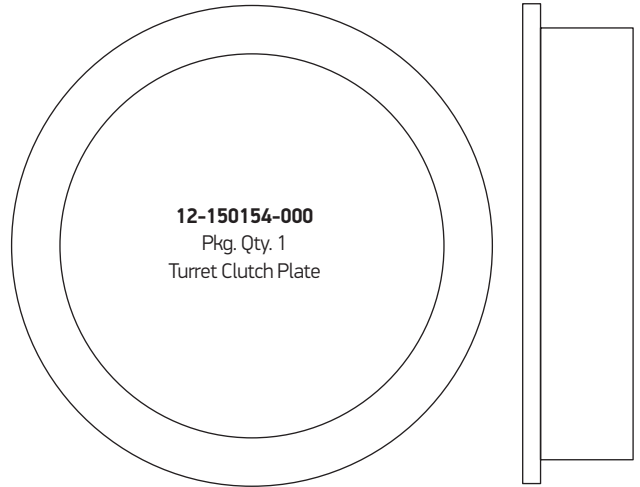
10-421901-000
Pkg. Qty. 2
"Y" Switch



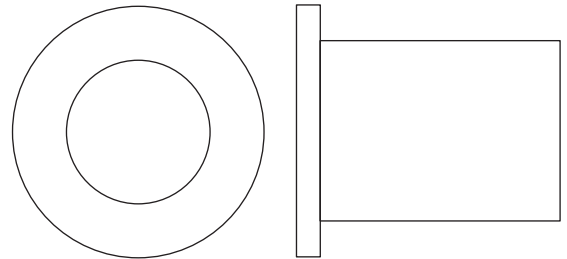
11-421109-000
Pkg. Qty. 2
Moving Deck
Cam Follower
Scissors Cam Follower



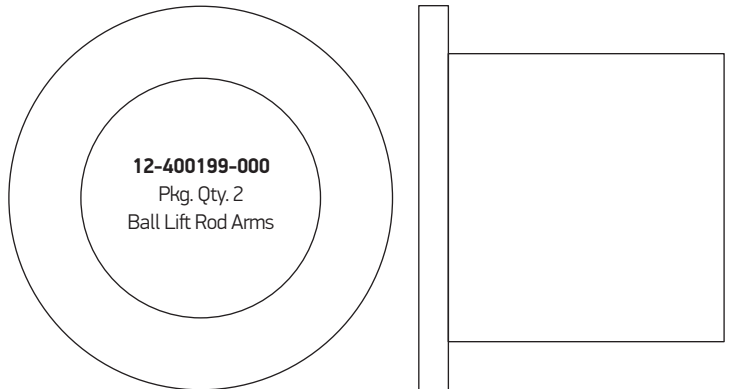
12-150154-000
Pkg. Qty. 1
Turret Clutch Plate

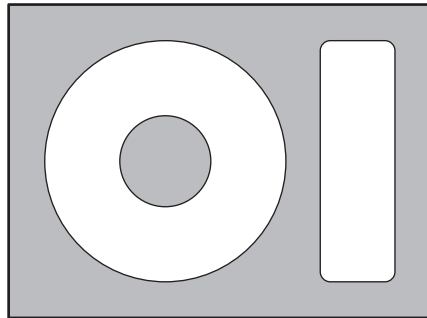


11-421041-000
Pkg. Qty. 2
Ball Lift
Rod Arms

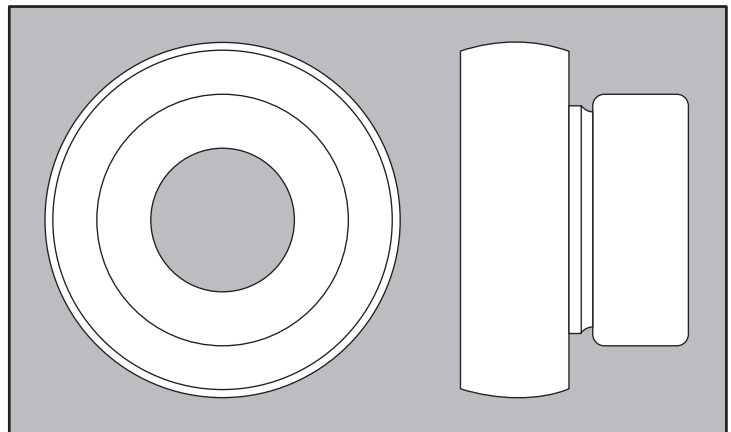


12-400199-000
Pkg. Qty. 2
Ball Lift Rod Arms






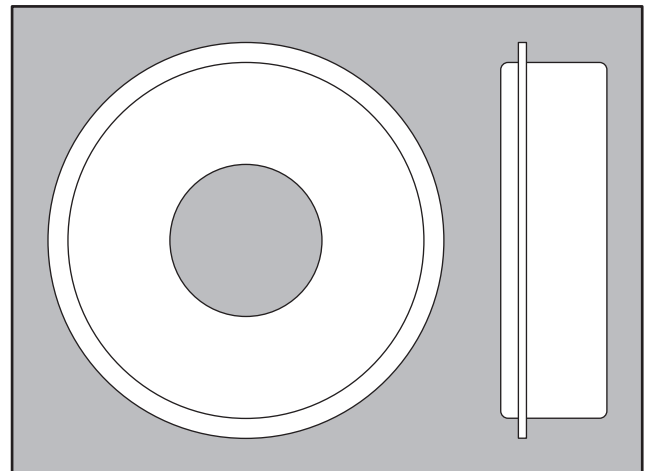
11-430004-000
Ball Wheel Guide Roller




11-413001-000
Ball Booster Shaft




11-430008-000
Deck Lowering Link Connector
Pin Wheel Guide Roller




10-430001-000
Pin Wheel Jack Shaft




11-430003-000
2:1 Shaft



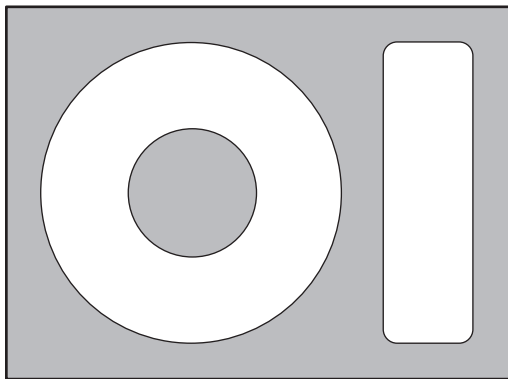
11-430002-000
4:1 Shaft




11-430015-000
Pinsetter Motor - Front



11-430013-000
Ball Wheel Roller
Pin Wheel Roller
Ball Accelerator Pulleys

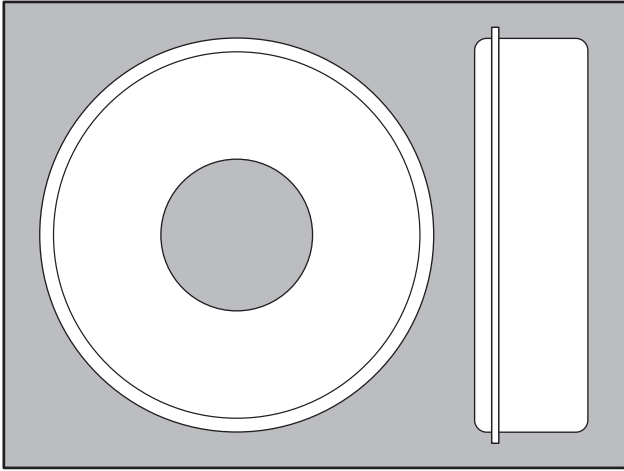


11-430028-000
Elevator Drive Belt Tensioner




11-430011-000
1:1 Shaft


Hardware illustrations are actual size.



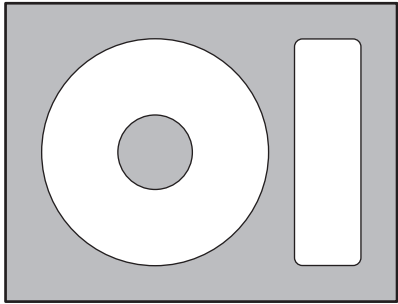
11-430016-000
Jogger Arm



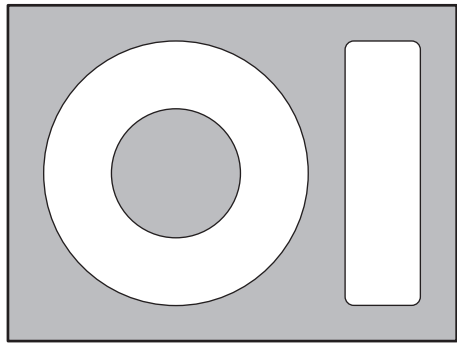
11-430018-000
Cross Conveyor Drive Shaft



11-430017-000
2:1 Shaft



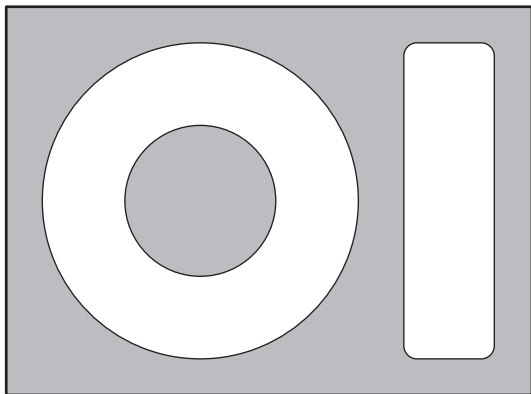
11-430037-000
Ball Stop Hook



11-431002-000
Detector 1:1 Shaft



11-431000-000
Deck Support Arm Deck Lift Shaft

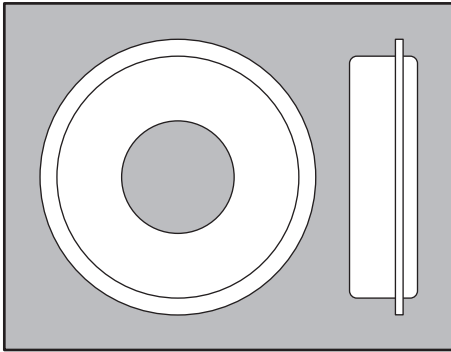


11-431006-000
Turret Clutch




11-430045-000
Magnetic Clutch - 4:1 Shaft

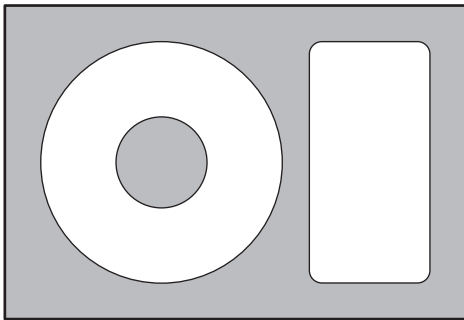
Hardware illustrations are actual size.




11-431003-000
Detector 1:1 Shaft



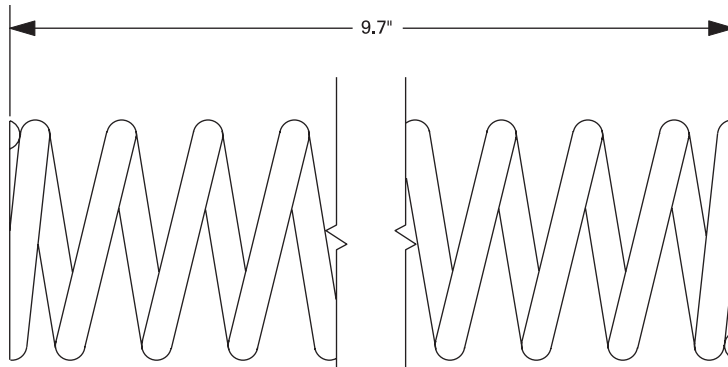
11-431010-000
Turret Clutch



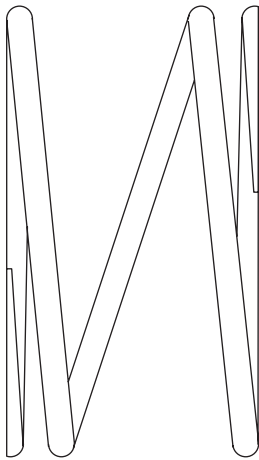
11-432000-000
Pin Wheel Guide Roller



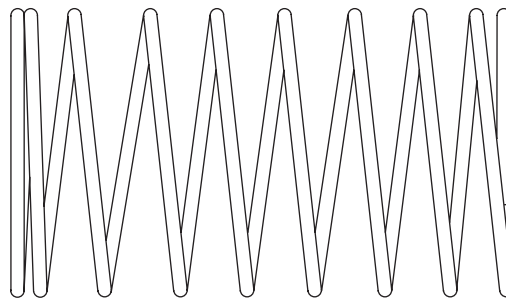
11-432001-000
4:1 Shaft



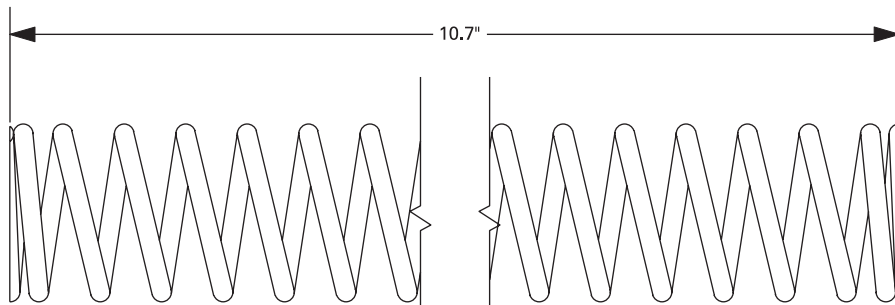
12-100482-000
Cable and Tube Assembly



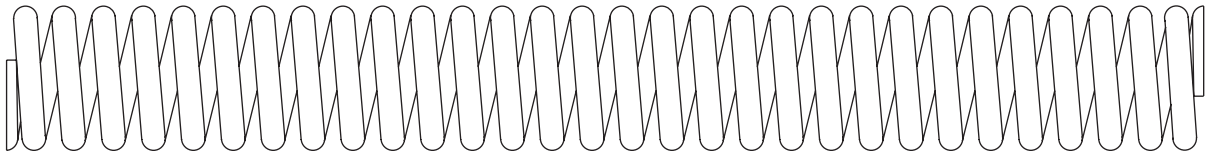
12-150222-000
Clutch and Pulley Assembly



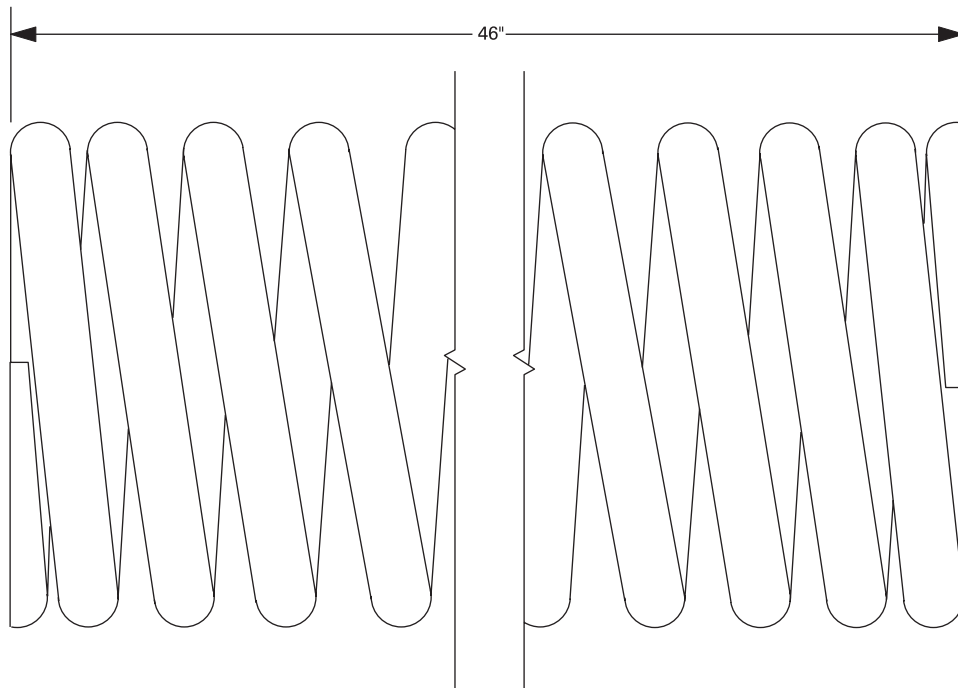
12-150087-000
Trip Lever and Spring Assembly



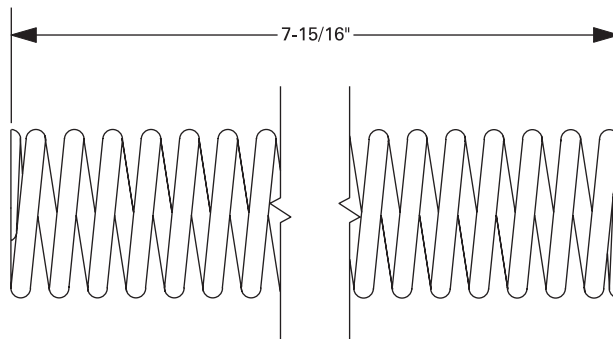
12-100481-000
Cable and Tube Assembly



12-300172-000
Pit Conveyor Assembly

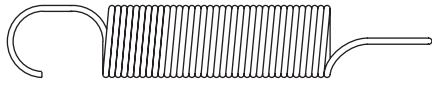


12-350126-000
Frame Assembly

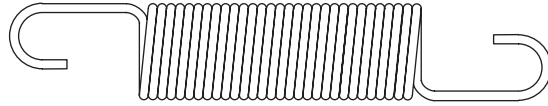


12-400122-000
Ball Lift Rod Assembly


TENSION SPRINGS



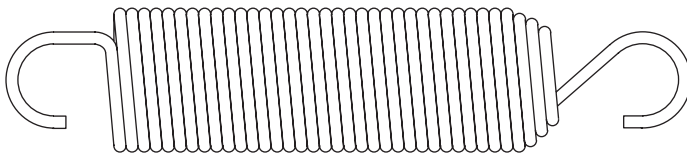
12-100296-000
Gear Box Assembly



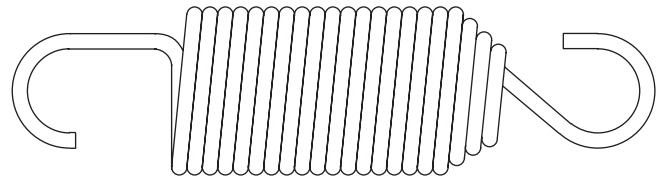
12-100105-000
Gear Box Assembly



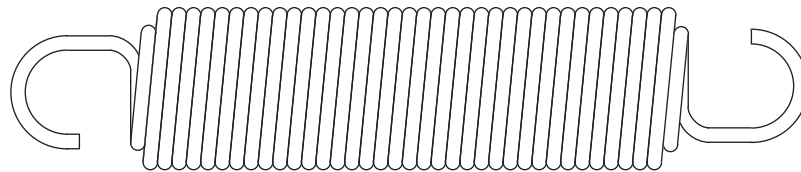
12-102105-000
Gear Box Assembly
Complete Triggering Kit



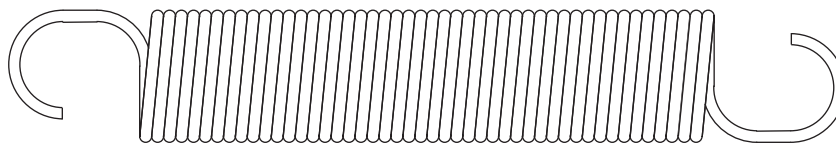
12-102043-000
Gear Box Assembly



12-100158-000
Gear Box Assembly

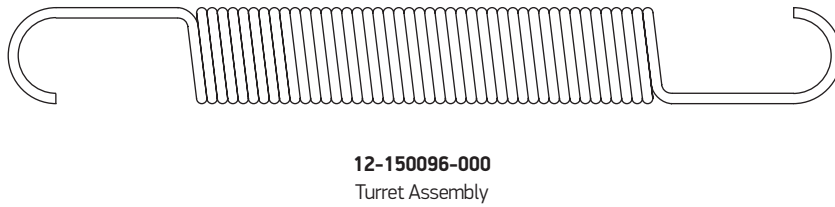
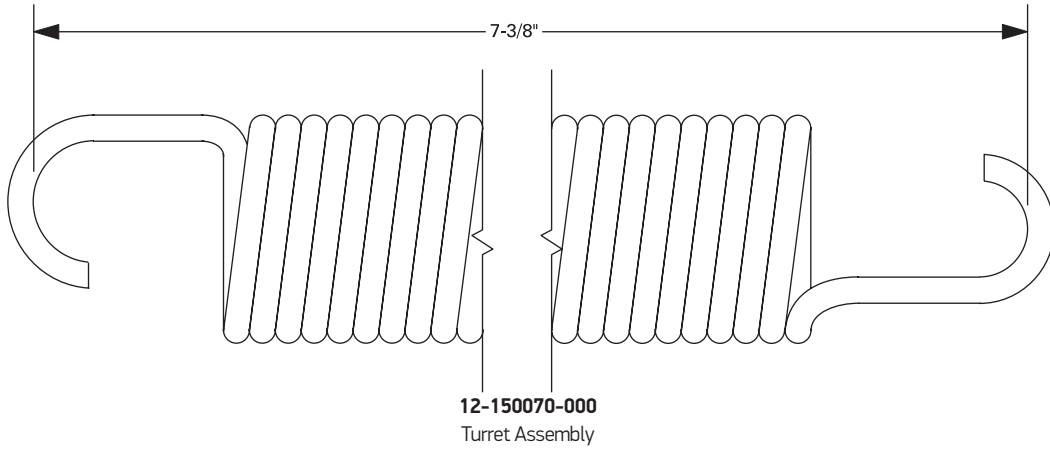


12-502114-000
Model A•2 Pinsetter Center Ball Return System



12-502167-000
Model A•2 Pinsetter Center Ball Return System

Hardware illustrations are actual size.



PART #	DESCRIPTION	PAGE	PART #	DESCRIPTION	PAGE
10-002001-000	Hex Head Cap Screw 3/8-24 x 2-3/4"	49	11-002002-001	Hex Head Cap Screw	47
10-002006-000	Hex Head Cap Screw 1/2-20 x 3-1/2"	50	11-002004-001	Hex Head Cap Screw	47
10-009001-001	Hex Socket Head Screw 3/8-24 x 2-1/16"	51	11-002005-001	Hex Head Cap Screw	47
10-191554-000	Flat Washer - Non-Standard	58	11-002006-001	Hex Head Cap Screw	47
10-191557-000	Flat Washer - Non-Standard	58	11-002008-001	Hex Head Cap Screw	47
10-229601-000	X-Washer Pin	65	11-002035-001	Hex Head Cap Screw	47
10-229602-000	X-Washer Pin	65	11-002068-001	Hex Head Cap Screw	49
10-421901-000	Flanged Oilite Bearing	69	11-002070-001	Hex Head Cap Screw	49
10-424001-000	Sleeve Oilite Bearing	67	11-002075-001	Hex Head Cap Screw	48
10-430001-000	Ball Bearing, w/ Snap Ring	70	11-002092-001	Hex Head Cap Screw	49
10-635127-000	Accelerator Flat Belt	26	11-002094-001	Hex Head Cap Screw	49
11-001060-001	Hex Head Cap Screw	47	11-002124-001	Hex Head Cap Screw	49
11-001062-001	Hex Head Cap Screw	47	11-002125-001	Hex Head Cap Screw	49
11-001068-001	Hex Head Cap Screw	47	11-002128-001	Hex Head Cap Screw	49
11-001070-001	Hex Head Cap Screw	47	11-002132-001	Hex Head Cap Screw	49
11-001072-001	Hex Head Cap Screw	47	11-002155-000	Hex Head Cap Screw	49
11-001178-001	Hex Head Cap Screw	46	11-002247-000	Hex Head Cap Screw	50
11-001180-001	Hex Head Cap Screw	46	11-005093-001	Socket Head Cap Screw	51
11-001182-001	Hex Head Cap Screw	46	11-005118-001	Socket Head Cap Screw	51
11-001183-001	Hex Head Cap Screw	46	11-005120-001	Socket Head Cap Screw	51
11-001184-001	Hex Head Cap Screw	46	11-005178-001	Socket Head Cap Screw	51
11-001185-001	Hex Head Cap Screw	47	11-005180-001	Socket Head Cap Screw	51
11-001186-001	Hex Head Cap Screw	46	11-005182-001	Hex Head Socket Cap Screw	51
11-001188-001	Hex Head Cap Screw	46	11-005183-001	Hex Head Socket Cap Screw	51
11-001190-001	Hex Head Cap Screw	46	11-005184-001	Socket Head Cap Screw	51
11-001192-001	Hex Head Cap Screw	46	11-005194-001	Socket Head Cap Screw	51
11-001193-001	Hex Head Cap Screw	46	11-005263-001	Hex Head Cap Screw	51
11-001194-001	Hex Head Cap Screw	46	11-005264-001	Socket Head Cap Screw	51
11-001195-001	Hex Head Cap Screw	46	11-005266-001	Socket Head Cap Screw	51
11-001196-001	Hex Head Cap Screw	46	11-005343-001	Socket Head Cap Screw	51
11-001222-001	Hex Head Cap Screw	47	11-005354-001	Socket Head Cap Screw	51
11-001258-001	Hex Head Cap Screw	34, 48	11-005474-001	Socket Head Cap Screw	51
11-001260-001	Hex Head Cap Screw	48	11-005553-001	Socket Head Cap Screw	51
11-001262-001	Hex Head Cap Screw	48	11-006088-001	Button Head Socket Cap Screw	53
11-001263-001	Hex Head Cap Screw	48	11-006180-001	Button Head Socket Cap Screw	53
11-001264-001	Hex Head Cap Screw	48	11-006184-001	Button Head Socket Cap Screw	53
11-001265-001	Hex Head Cap Screw	49	11-006304-001	Button Head Socket Cap Screw	53
11-001266-001	Hex Head Cap Screw	48	11-006504-001	Button Head Socket Cap Screw	53
11-001268-001	Hex Head Cap Screw	48	11-006506-001	Button Head Socket Cap Screw	53
11-001270-001	Hex Head Cap Screw	48	11-007086-001	Flat Head Socket Cap Screw	52
11-001272-001	Hex Head Cap Screw	48	11-007090-001	Flat Head Socket Cap Screw	52
11-001275-001	Hex Head Cap Screw	48	11-007092-001	Flat Head Socket Cap Screw	52
11-001276-001	Hex Head Cap Screw	48	11-007180-001	Flat Head Socket Cap Screw	52
11-001278-001	Hex Head Cap Screw	48	11-007182-001	Flat Head Socket Cap Screw	52
11-001286-001	Hex Head Cap Screw	48	11-007184-001	Flat Head Socket Cap Screw	52
11-001304-001	Hex Head Cap Screw	49	11-007186-001	Flat Head Socket Cap Screw	52
11-001347-001	Hex Head Cap Screw	49	11-007188-001	Flat Head Socket Cap Screw	52
11-001384-001	Hex Head Cap Screw	49	11-007195-001	Flat Head Socket Cap Screw	52
11-001390-001	Hex Head Cap Screw	49	11-007200-001	Flat Head Socket Cap Screw	52
11-001393-001	Hex Head Cap Screw	49	11-007216-001	Flat Head Socket Cap Screw	52
11-001394-001	Hex Head Cap Screw	49	11-007264-001	Flat Head Socket Cap Screw	52
11-001423-001	Hex Head Cap Screw	50	11-007300-001	Flat Head Socket Cap Screw	52
11-001436-001	Hex Head Cap Screw	50	11-007344-001	Flat Head Socket Cap Screw	52
11-001506-001	Hex Head Cap Screw	50	11-007346-001	Flat Head Socket Cap Screw	52
11-001508-001	Hex Head Cap Screw	50	11-007352-001	Flat Head Socket Cap Screw	52
11-002001-001	Hex Head Cap Screw	47	11-007384-001	Flat Head Socket Cap Screw	52

PART #	DESCRIPTION	PAGE	PART #	DESCRIPTION	PAGE
11-007386-001	Flat Head Socket Cap Screw	52	11-052614-001	Carriage Bolt 6 mm x 40 mm	17
11-007388-001	Flat Head Socket Cap Screw	52	11-052618-001	Carriage Bolt 10mm x 50mm	15
11-051010-001	Hex Head Cap Screw 8mm x 20mm	17, 23	11-052929-000	Slotted Pan Head Screw 10mm x 50mm	9
11-051012-001	Hex Head Cap Screw 10mm x 70mm	15	11-052930-000	Hex Head Cap Screw 10mm x 60mm	9
11-051014-001	Hex Head Cap Screw 6mm x 45mm	13	11-052938-001	Flat Head Screw 8mm x 12mm	25
11-051018-001	Hex Head Cap Screw 6mm x 20mm	21	11-053493-000	Key 8mm x 7mm x 45mm	19
11-051026-001	Hex Head Cap Screw 8mm x 40mm	23	11-053503-000	Metric Key 8mm x 7mm x 28mm	18, 19
11-051028-001	Truss Hd. Screw 6mm x 25mm	11	11-053507-000	Key 8mm x 7mm x 30mm	19
11-051035-001	Hex Head Cap Screw 6mm x 16mm	25	11-053578-000	Cushion Rubber Bumper	14, 15
11-051038-001	Hex Head Cap Screw 8mm x 16mm	25, 34	11-053579-000	Rubber Mount	22, 23
11-051044-001	Hex Head Bolt	34	11-053581-000	OEM Transport Band - Long Pit	4, 8
11-051055-001	Hex Head Cap Screw 8mm x 60mm	15	11-053587-000	Rubber Bumper 25mm x 15mm	25
11-051058-001	Hex Head Cap Screw 10mm x 55mm	15	11-053588-000	Rubber Bumper 30mm x 20mm	25
11-051062-001	Hex Head Cap Screw 12mm x 25mm	19	11-053901-000	V-Belt	18
11-051070-001	Hex Head Cap Screw 12mm x 60mm	17, 19	11-053902-000	V-Belt	18
11-051071-000	Hex Head Cap Screw M10 x 60mm	15	11-053903-000	V-Belt	18, 21
11-051081-001	Hex Head Cap Screw 8mm x 100mm	23	11-053904-000	V-Belt	18
11-051515-001	Socket Head Screw 6mm x 18mm	15, 21	11-053905-000	V-Belt	18
11-051520-001	Socket Head Screw 6mm x 20mm	21	11-053907-000	V-Belt	18
11-051546-001	Hex Head Cap Screw 5mm x 40mm	21	11-053909-000	V-Belt	9, 18
11-051564-009	Socket Head Screw 12mm x 60mm	15	11-053910-000	V-Belt	9, 18
11-051702-001	Hex Nut (6 mm)	41	11-054300-001	Cotter Pin 2mm	19
11-051703-001	Hex Nut 10mm	9, 15	11-054449-000	Hex Head Self-Tapping Screw K70 x 18mm	21
11-051704-001	Hex Nut 8mm	15, 23	11-054459-000	Self Tapping, Torx Screw K60 x 16mm	11
11-051706-001	Hex Nut 12mm	15	11-054466-000	Plastic Fastener Screw	27
11-051742-001	Locknut 5mm	21, 25	11-054803-001	Socket Hd. Cap Screw	41
11-051743-001	Locknut 6mm	11, 21, 25	11-055351-000	Sealing Ring, all GS Shocks	15
11-051744-001	Locknut 8mm	11, 15, 17, 23, 25	11-055500-001	Hex Nut 6mm	13
11-051745-001	Locknut 10mm	15, 17	11-055800-000	EJOT-PLASTIC NUTS 3.5	26
11-051747-001	Locknut 12mm	17, 19	11-082862-001	Self Tapping Screw (#14-10 x 1")	41
11-051769-001	Lock washer	41	11-125000-001	Machine Screw Hex Nut	55
11-051770-001	Lockwasher 8mm	17, 23	11-125001-001	Machine Screw Hex Nut	55
11-051771-001	Lockwasher 10mm	15	11-125003-001	Machine Screw Hex Nut	55
11-051772-001	Lockwasher 12mm	15, 19	11-125004-001	Machine Screw Hex Nut	55
11-051786-001	Cotter Pin	17	11-125005-001	Machine Screw Hex Nut	55
11-051852-001	Retaining Ring 17mm	17, 19, 21	11-125006-001	Hex Nut 12-24	55
11-051856-001	Retaining Ring 25mm	19, 21	11-125007-001	Machine Screw Hex Nut	55
11-051858-001	Retaining Ring 15mm	9	11-125009-001	Hex Nut 5/16-18	55
11-051869-000	Retaining Ring 15mm	16, 17	11-125011-001	Machine Screw Hex Nut	55
11-051877-001	Socket Hd. Screw 6mm x 25mm	11	11-125100-001	Hex Nut 1/4-20	55
11-051878-001	Truss Head Screw 8mm x 45mm	11	11-125101-001	Standard Hex Nut	55
11-051902-001	Retaining Ring 52mm	9	11-125102-001	Hex Nut 5/16-18	55
11-052006-001	Washer 8.4mm	23	11-125103-001	Standard Hex Nut	55
11-052008-001	Flat Washer (6.4 mm)	11	11-125104-001	Hex Nut 3/8-16	55
11-052015-001	Flat Washer 13mm	15	11-125106-001	Hex Nut 7/16-14	55
11-052017-001	Flat Washer 8.4mm	11	11-125107-001	Standard Hex Nut	55
11-052018-001	Flat Washer 10.5mm	15	11-125108-001	Standard Hex Nut	55
11-052019-001	Flat Washer 8.4mm	9, 11, 17, 21, 23	11-125109-001	Standard Hex Nut	55
11-052034-001	Flat Washer	17	11-125115-001	Hex Nut 3/4-16	55
11-052035-001	Flat Washer 10mm	17	11-125200-001	Hex Jam Nut 1/4-20	56
11-052037-001	Flat Washer 6.4mm	11, 21, 41	11-125201-001	Hex Jam Nut 1/4-28	56
11-052039-001	Flat Washer 5.3mm	21, 25	11-125202-001	Jam Hex Nut	56
11-052050-001	Flat Washer 10.5mm	9, 15	11-125204-001	Hex Jam Nut 3/8-16	56
11-052150-001	Finishing Washer 8mm (GS-92)	9	11-125206-001	Jam Hex Nut	56
11-052401-001	Slotted Pan Head Screw 8mm x 50mm (GS-92)	9	11-125207-001	Jam Hex Nut	56
11-052601-001	Carriage Bolt 8mm x 30mm	17	11-125208-001	Hex Jam Nut 1/2-13	56

PART #	DESCRIPTION	PAGE	PART #	DESCRIPTION	PAGE
11-125209-001	Hex Jam Nut 1/2-20	56	11-196012-001	Hi-Collar Lockwasher 1/4	54
11-125213-001	Jam Hex Nut	56	11-196020-001	Hi-Collar Split Lockwasher	54
11-135400-000	Rubber Well Nut, Series 43-76	9	11-198002-001	External Tooth Lockwasher	54
11-170002-001	Nylock Hex Nut	56	11-198003-001	External Tooth Lockwasher	54
11-170004-001	Clutch Lever Lock Nut	56	11-198005-001	External Tooth Lockwasher	54
11-170005-001	Nylock Hex Nut	56	11-198007-001	External Tooth Lockwasher	54
11-170006-001	Locknut 10-32	56	11-198009-001	External Tooth Lockwasher	54
11-170007-001	Hex Nut Nylock 1/4-20	56	11-230000-001	X-Washer 3/32	65
11-170008-001	Nylock Hex Nut	56	11-230001-001	X-Washer 1/8	65
11-170009-001	Hex Nut Nylock 5/16-18	56	11-230002-001	X-Washer 5/32	65
11-170010-001	Hex Nut Nylock 5/16-24	56	11-230003-001	X-Washer	65
11-170011-001	Hex Nut Nyloc 3/8-16	56	11-230005-001	X-Washer 1/4	65
11-170012-001	Hex Nut Nylock 3/8-24	56	11-345154-000	Roll Pin	61
11-170014-001	Hex Nut Nylock 7/16-20	56	11-345160-001	Roll Pin	61
11-170015-001	Nylock Hex Nut	56	11-345161-000	Roll Pin	61
11-170016-001	Hex Nut Nylock 1/2-20	56	11-345258-001	Roll Pin	61
11-170104-001	Flexloc Hex Nut	55	11-345264-000	Roll Pin	61
11-170106-001	Flexloc Hex Nut	55	11-345302-001	Roll Pin 3/16x3/8"	61
11-170108-001	Flexlock Hex Nut 5/16-18	55	11-345304-000	Roll Pin 3/16x1/2"	61
11-170109-001	Hex Nut Flexloc 5/16-24	55	11-345306-000	Roll Pin 3/16x5/8"	61
11-170110-001	Flexloc Hex Nut	55	11-345310-001	Roll Pin 3/16x7/8"	61
11-176000-001	Keps Nut	51	11-345312-000	Roll Pin 3/16x1"	61
11-190002-001	Flat Washer - SAE	57	11-345316-000	Roll Pin	61
11-190004-001	Flat Washer - SAE	57	11-345318-000	Roll Pin	61
11-190006-001	Flat Washer - SAE #10	57	11-345404-000	Roll Pin 1/4x1/2"	61
11-190010-001	Flat Washer 1/4	57	11-345406-000	Roll Pin	61
11-190012-001	Flat Washer 5/16	57	11-345408-001	Roll Pin	61
11-190014-001	Flat Washer 3/8	57	11-345412-000	Roll Pin	61
11-190016-001	Flat Washer 7/16	57	11-345414-000	Roll Pin	61
11-190018-001	Flat Washer 1/2	57	11-345418-001	Roll Pin	61
11-190022-001	Flat Washer - SAE	57	11-345420-001	Roll Pin	61
11-190509-001	Flat Washer - Non-Standard	58	11-345516-000	Roll Pin	61
11-190511-001	Flat Washer - Non-Standard	58	11-345520-001	Roll Pin	61
11-190512-001	Flat Washer - Non-Standard	58	11-345573-000	Roll Pin	61
11-190514-001	Flat Washer - Non-Standard	58	11-360258-001	Spirol Pin	62
11-190515-001	Flat Washer - Non-Standard	58	11-360260-000	Spirol Pin	62
11-190519-001	Flat Washer - Non-Standard	58	11-360264-000	Spirol Pin	62
11-190520-001	Flat Washer - Non-Standard	59	11-360364-000	Spirol Pin	62
11-190521-001	Flat Washer - Non-Standard	59	11-360365-001	Spirol Pin	62
11-190522-001	Flat Washer - Non-Standard	59	11-360415-001	Spirol Pin	62
11-190527-001	Flat Washer - Non-Standard	59	11-360460-000	Spirol Pin	62
11-190529-001	Flat Washer - Non-Standard	59	11-360465-000	Spirol Pin	62
11-191014-001	Flat Washer 3/8	57	11-360466-000	Spirol Pin	62
11-191018-001	Flat Washer 1/2	57	11-360568-000	Spirol Pin	62
11-191024-001	Flat Washer 3/4	57	11-360619-000	Spirol Pin	62
11-195006-001	Split Lockwasher	54	11-361315-000	Spirol Pin	62
11-195008-001	Split Lockwasher	54	11-413001-000	Ball Bearing	70
11-195010-001	Lockwasher #10	54	11-420000-000	Sleeve Oilite Bearing	66
11-195014-001	Lockwasher 1/4"	54	11-420008-000	Sleeve Oilite Bearing	66
11-195015-001	Lockwasher 5/16	54	11-420009-000	Sleeve Oilite Bearing	66
11-195016-001	Lockwasher 3/8	54	11-420011-000	Sleeve Oilite Bearing	66
11-195017-001	Lockwasher 7/16	54	11-420015-000	Sleeve Oilite Bearing	66
11-195018-001	Lockwasher	54	11-420018-000	Sleeve Oilite Bearing	67
11-195020-001	Split Lockwasher	54	11-420019-000	Sleeve Oilite Bearing	67
11-196006-001	Hi-Collar Split Lockwasher	54	11-420035-000	Sleeve Oilite Bearing	66
11-196008-001	Hi-Collar Split Lockwasher	54	11-420043-000	Sleeve Oilite Bearing	66

PART #	DESCRIPTION	PAGE	PART #	DESCRIPTION	PAGE
11-420045-000	Sleeve Oilite Bearing	67	11-431010-000	Ball Bearing	75
11-420046-000	Sleeve Oilite Bearing	66	11-432000-000	Ball Bearing	75
11-420054-000	Sleeve Oilite Bearing	67	11-432001-000	Ball Bearing	75
11-420063-000	Sleeve Oilite Bearing	67	11-500552-000	Torrington Clutch and Bearing Assembly	36
11-420066-000	Sleeve Oilite Bearing	66	11-530012-001	Retaining Ring - External	60
11-420070-000	Sleeve Oilite Bearing	66	11-530015-000	Retaining Ring - External	60
11-420094-000	Sleeve Oilite Bearing	67	11-530017-001	Retaining Ring - External	60
11-420095-000	Sleeve Oilite Bearing	66	11-530019-000	Retaining Ring - External	60
11-420096-000	Sleeve Oilite Bearing	66	11-530021-001	Retaining Ring - External	60
11-420097-000	Sleeve Oilite Bearing	66	11-530025-001	Retaining Ring - External	60
11-420098-000	Sleeve Oilite Bearing	67	11-530028-000	Retaining Ring - External	60
11-420102-000	Sleeve Oilite Bearing	67	11-530030-001	Retaining Ring - External	60
11-421004-000	Flanged Oilite Bearing	68	11-531008-000	Retaining Ring - Inverted Internal	60
11-421008-000	Flanged Oilite Bearing	68	11-531020-000	Retaining Ring - Inverted Internal	60
11-421015-000	Flanged Oilite Bearing	68	11-536026-000	Spirol Retaining Ring	60
11-421017-000	Flanged Oilite Bearing	68	11-600500-000	Master Link (3-Piece)	19
11-421019-000	Flanged Oilite Bearing	69	11-603301-000	Overflow Chute Clamp	25
11-421026-000	Flanged Oilite Bearing	68	11-615014-000	Reset Button	38
11-421027-000	Flanged Oilite Bearing	69	11-615048-000	Lockout Power Switch - Red	29
11-421035-000	Flanged Oilite Bearing	68	11-615101-000	Terminal-37 pin on Setting Table	31
11-421041-000	Flanged Oilite Bearing	69	11-615511-000	ON/OFF Toggle Switch w/Nut	29
11-421045-000	Flanged Oilite Bearing	68	11-615519-000	Toggle Switch	43
11-421048-000	Flanged Oilite Bearing	68	11-616034-000	Replacement Toggle Switch	28
11-421053-000	Flanged Oilite Bearing	68	11-635201-000	AP - OEM Transport Band Belt	4, 8, 9
11-421058-000	Flanged Oilite Bearing	69	11-635201-100	Certified Transport Band Belt	8, 9
11-421061-000	Flanged Oilite Bearing	68	11-651103-000	Rubber Replacement for Ball Rack Tips	38
11-421065-000	Flanged Oilite Bearing	68	11-675501-000	Light Bulb	43
11-421093-000	Flanged Oilite Bearing	69	11-675503-000	Light Bulb	43
11-421102-000	Flanged Oilite Bearing	68	11-675513-002	Light Bulb	43
11-421103-000	Flanged Oilite Bearing	69	11-675514-002	Light Bulb	43
11-421104-000	Flanged Oilite Bearing	68	11-675517-002	Light Bulb	43
11-421109-000	Flanged Oilite Bearing	69	11-675521-002	Light Bulb	43
11-421110-000	Flanged Oilite Bearing	68	11-675523-000	Light Bulb	43
11-421111-000	Flanged Oilite Bearing	69	11-675582-000	Light Bulb	43
11-423000-000	Sleeve Oilite Bearing	66	11-676308-000	Nyogel 788 Lubricant	31
11-430002-000	Ball Bearing	71	11-676361-000	Non-Lithium Grease - 14.5 oz.	31
11-430003-000	Ball Bearing	71	11-682569-000	No Step Decal	6
11-430004-000	Ball Bearing	70	12-100105-000	Tension Spring	78
11-430007-000	Ball Bearing	23	12-100158-000	Tension Spring	78
11-430008-000	Ball Bearing	70	12-100164-000	Machine Key - Rectangular	63
11-430011-000	Ball Bearing	72	12-100166-002	X-Washer Pin	64
11-430013-000	Ball Bearing	21, 72	12-100166-004	X-Washer Pin	64
11-430015-000	Ball Bearing	72	12-100166-005	X-Washer Pin	64
11-430016-000	Ball Bearing	73	12-100166-006	X-Washer Pin	64
11-430017-000	Ball Bearing	73	12-100166-007	X-Washer Pin	64
11-430018-000	Ball Bearing	73	12-100166-008	X-Washer Pin	64
11-430028-000	Ball Bearing	37, 72	12-100166-009	X-Washer Pin	64
11-430037-000	Ball Bearing	74	12-100166-011	X-Washer Pin	64
11-430045-000	Ball Bearing	74	12-100166-013	X-Washer Pin	64
11-430051-000	Ball Bearing	19	12-100166-014	X-Washer Pin	64
11-430052-000	Ball Bearing	19	12-100166-015	X-Washer Pin	64
11-430055-000	Deep Groove Ball Bearing	9	12-100166-016	X-Washer Pin	64
11-431000-000	Ball Bearing	74	12-100166-017	X-Washer Pin	64
11-431002-000	Ball Bearing	74	12-100166-019	X-Washer Pin	64
11-431003-000	Ball Bearing	75	12-100166-021	X-Washer Pin	65
11-431006-000	Ball Bearing	74	12-100166-022	X-Washer Pin	64

PART #	DESCRIPTION	PAGE	PART #	DESCRIPTION	PAGE
12-100166-024	X-Washer Pin	64	12-400138-004	Machine Key - Square	63
12-100166-025	X-Washer Pin	64	12-400138-006	Machine Key - Square	63
12-100166-026	X-Washer Pin	64	12-400138-007	Machine Key - Square	63
12-100166-027	X-Washer Pin	64	12-400138-008	Machine Key - Rectangular	63
12-100166-029	X-Washer Pin	65	12-400199-000	Flanged Oilite Bearing	69
12-100166-031	X-Washer Pin	65	12-450006-002	X-Washer Pin	65
12-100166-032	X-Washer Pin	64	12-502114-000	Tension Spring	78
12-100187-002	Machine Key - Square	63	12-502167-000	Tension Spring	78
12-100187-007	Machine Key - Square	63	12-750410-000	Managers Control Panel Rocker Switch	42
12-100187-008	Machine Key - Square	63	12-860109-000	Ballast A•2 (115 volt)	43
12-100187-009	Machine Key - Square	63	12-860770-000	Pin Lamp Holder	43
12-100187-011	Machine Key - Square	63	12-862267-001	Flat Head Socket Cap Screw	52
12-100296-000	Tension Spring	78	15-609567-000	Light Bulb	43
12-100318-002	X-Washer Pin	64	17-213927-000	Light Bulb	43
12-100318-003	X-Washer Pin	64	28-201739-000	Bowling Service Parts Catalog	39, 41
12-100334-000	Sleeve Oilite Bearing	66	46-040170-004	Roller	17
12-100481-000	Compression Spring	76	47-011053-004	Deflection Chain Gear	7, 19
12-100482-000	Compression Spring	76	47-011130-004	Bearing Bolt	7
12-102043-000	Tension Spring	78	47-013532-009	Pin Shovel Assembly	7
12-102105-000	Tension Spring	78	47-013817-004	Status Light Bulb	6
12-150023-002	X-Washer Pin	65	47-013871-004	Master link with pin	30
12-150023-007	X-Washer Pin	65	47-013872-004	Elevator chain break tool	30
12-150023-008	X-Washer Pin	65	47-013873-004	Elevator Chain Repair Kit	30
12-150070-000	Tension Spring	79	47-013951-003	Wedge Guide	7
12-150087-000	Compression Spring	76	47-013990-002	Elevator Guard	7
12-150096-000	Tension Spring	79	47-013991-001	RH Front Pin Deflector	7
12-150154-000	Flanged Oilite Bearing	69	47-013992-001	LH Front Pin Deflector	7
12-150158-004	X-Washer Pin	65	47-014008-003	5/8" Chain w/ Shovel Pins	7
12-150158-006	X-Washer Pin	64	47-014009-004	Spacer	7
12-150158-007	X-Washer Pin	64	47-014017-003	Shovel Guide	7
12-150158-009	X-Washer Pin	65	47-014060-003	Ejector	7
12-150158-012	X-Washer Pin	64	47-014687-004	Trouble Light Assembly - Consolidated	6, 7
12-150158-013	X-Washer Pin	64	47-014761-003	Centering Guides	7
12-150158-014	X-Washer Pin	65	47-014917-009	Pin Count Switch - GS 96 and prior	7
12-150158-015	X-Washer Pin	64	47-014918-003	GS 98/GS-X	7
12-150158-016	X-Washer Pin	65	47-015646-004	Trouble Light Assembly - Nex Gen	6, 7
12-150158-017	X-Washer Pin	64	47-020908-003	End Cap w/Bearing (2-Stud)	9
12-150190-000	Sleeve Oilite Bearing	66	47-020942-003	Roller	9
12-150222-000	Compression Spring	76	47-020943-004	Roller Bushing	9
12-150255-000	Flanged Oilite Bearing	68	47-020947-003	Bearing Block	15
12-200081-002	X-Washer Pin	65	47-020948-003	Transverse Bar	15
12-200104-000	Flanged Oilite Bearing	69	47-020953-004	Stop Collar	15
12-200105-000	Flanged Oilite Bearing	68	47-021010-003	Impact Strip	14, 15
12-250010-007	X-Washer Pin	65	47-021084-004	Pit Curtain	14
12-250010-011	X-Washer Pin	64	47-021108-004	Spacer	15
12-250075-000	Sleeve Oilite Bearing	66	47-021110-004	Spacer	15
12-250076-002	Flat Washer - Non-Standard	59	47-021466-001	Bearing Block	15
12-250091-000	Sleeve Oilite Bearing	66	47-021619-002	Protector Wedge - 10 pin side (R.H.)	26
12-250248-000	Sleeve Oilite Bearing	67	47-021620-002	Protector Wedge - 7 pin side (L.H.)	26
12-252360-000	Flat Washer - Non-Standard	59	47-021872-003	Top Ball Cushion Board	15
12-300172-000	Compression Spring	77	47-023660-004	Cushion Cap	7, 15
12-350023-002	X-Washer Pin	65	47-023663-004	Rubber Washer (GS-92)	9
12-350126-000	Compression Spring	77	47-023669-002	Rear Roller Assy (Long Pit)	9
12-400122-000	Compression Spring	77	47-023915-004	Rubber Spacer	9
12-400138-002	Machine Key - Square	63	47-023933-004	Shaft - Front	9
12-400138-003	Machine Key - Square	63	47-023959-003	Front Board Assembly	9

PART #	DESCRIPTION	PAGE	PART #	DESCRIPTION	PAGE
47-023981-002	Roller Assy, 3-stud (Front)	9	47-045373-004	Sweep Board Decal (GS-X)	17
47-024004-003	V-Belt Pulley	8	47-045566-009	Sweep Release Assembly - Tower Down	16
47-024036-002	Pin Deflector Support Bracket	7	47-050308-004	Damper	13
47-024077-003	Transverse Bar, Short Pit	15	47-051565-002	Toothed Rack (front)	11
47-024093-004	Threaded Rod 10mm x 140mm	8, 9	47-051616-004	Gear	11
47-024094-003	Housing	9	47-051617-004	Spacer Bushing	11
47-024309-004	Spring	9	47-051625-004	Shaft Support	11
47-024330-004	V-Belt Pulley 100mm	9	47-051632-004	Gear	11
47-024735-009	RH Transport Band Side Frame	9	47-051633-004	Spacer Bushing	11
47-024736-009	LH Transport Band Side Frame	9	47-051635-001	Geared Rack	11
47-024740-004	Finishing Washer 5.3mm x 28mm x 10.2mm	9	47-051674-004	Table Latch	10
47-024741-004	Flat Washer (GS-96 and above)	9	47-051682-004	Stop	11
47-024744-009	Board Screw Kit 10mm	9	47-051758-003	Damper	10, 11
47-024838-005	Polycord 15mm	22	47-051758-500	AP - GS Oversize Spotting Tong Damper	10, 11
47-024839-002	Rear Distributor Drive Pulley	20	47-051758-600	AP - GS Oversize Spotting Tong Damper	10, 11
47-024905-001	RH Short Roller Assy (Rear) Even Lane	9	47-051762-004	Connecting Link	11
47-025044-009	Ball Cushion Board with Facing - LH	14, 15	47-051770-600	Double Damper - Standard	4, 10, 11
47-025045-009	Ball Cushion Board with Facing - RH	14, 15	47-051771-600	Double Damper - Oversized	4, 10, 11
47-025049-004	V-Belt Pulley 125mm	9	47-052020-004	Gear	11
47-025051-001	LH Short Roller Assy (Rear) Odd Lane	9	47-052021-004	Spacer Bushing	11
47-025175-003	LH Rear Board Assy, odd lane	9	47-052022-004	Spacer Ring	11
47-025176-003	RH Rear Board Assy, even lane	9	47-052124-004	Counter Weight	13
47-025178-003	Bearing (3-Stud) w/ bushing	9	47-053513-009	Toothed Rack (center)	11
47-025638-004	Spacer	15	47-053635-004	Micro Switch - Single, cherry	12
47-025639-009	AP - Ball Cushion Frame with Bracket	14, 15	47-053812-004	Switch Protector	11
47-026102-009	AP Impact Strips (2/pkg)	4, 14, 15	47-053850-009	Pinholder Assembly - GS-10 and GS-92	12
47-026103-000	RH Pin Deflector (8 mm)	7	47-054298-001	Pin Detector Plate w/Pin	13
47-026104-000	LH Pin Deflector (8 mm)	7	47-054689-009	Pin Holder w/ Dampers - GS-10, GS-92, GS-96 - GS-98	12
47-026370-009	Spacer Bushing - 21 mm (Pkg of 2)	9	47-054699-009	Pinholder Assembly - GS-96 - GS-98	12
47-026371-009	Spacer Bushing - 13.5 mm (Pkg of 2)	9	47-054700-004	Micro Switch - Double	12
47-030276-004	Ball Door Arm Tension Spring	27	47-054896-002	R.H. Tong	11
47-031054-002	Ball Door (use for RH and LH)	27	47-054897-003	L.H. Spotting Tong Pivot	11
47-031055-003	RH Ball Door Key	27	47-054898-003	R.H. Spotting Tong Pivot	11
47-031056-003	LH Ball Door Key	27	47-054899-003	Gear	11
47-031058-001	Arm (use for RH and LH)	27	47-054900-003	LH Lever (1, 4, 5, 6)	11
47-031796-002	Holder	27	47-054901-003	RH Lever (2, 3, 7, 8, 9, 10)	11
47-031797-002	Locking Bolt	27	47-054902-002	Deck Plate	11
47-031822-004	Lever	27	47-054980-201	Pin Holder w/ Dampers - GS-X/CPO	12, 13
47-033555-009	LH Ball Door with Arm	27	47-054981-002	Pin Gripper	13
47-033556-009	RH Ball Door with Arm	27	47-054982-002	GS-X Switch Finger	12, 13
47-033557-009	LH Locking Mechanism Complete	27	47-054983-002	Drive	13
47-033558-009	RH Locking Mechanism Complete	27	47-054984-004	Gear	13
47-034767-004	Tension Spring (Ball Door)	26	47-054985-001	Switch Actuator	12, 13
47-035240-001	Protector Plate, 10 pin side	26, 27	47-054986-004	Grip Ring	13
47-035241-001	Protector Plate, 7 pin side	26, 27	47-054987-004	Solenoid Spring	13
47-041526-004	R.H. Pusher Rod	17	47-054988-003	Switch Button	13
47-041721-002	Gutter Adapter	16, 17	47-054989-001	Setting Table Lever	10
47-041774-004	Bracket	17	47-055001-004	Clip (Micro Switch)	13
47-041794-009	Sweep Release Assembly - Tower Up	16	47-055002-002	Link Assembly	10
47-042056-003	L.H. Pusher Rod	17	47-055003-004	Mount Plate	13
47-044802-009	Sweep Board w/Felt (Brown)	17	47-055004-004	Solenoid Plunger	13
47-044927-003	Sweep Board Only (Grey) for GS-98, GS-X	17	47-055005-004	Tension Spring	13
47-044978-004	GS Sweep Foot Cap	16, 17	47-055006-004	Torsion Spring	13
47-044979-004	Rubber Bumper	17	47-055008-004	Tension Spring	13
47-045010-002	Sweep Wagon Frame	16, 17	47-055117-009	Spotting Tong (1,4,5,6)	11
47-045082-004	Sweep Board Decal (GS-98)	17	47-055118-009	Spotting Tong (2,3,7,8,9,10)	11

PART #	DESCRIPTION	PAGE	PART #	DESCRIPTION	PAGE
47-055148-002	L.H. Tong	11	47-093906-001	R.H. Pin Guide Wedge	23
47-055166-009	Setting Table Complete, GS-10/GS 98	11	47-093925-004	Spacer	23
47-055167-003	Cable Guide	10	47-093929-001	L.H. Pin Guide Wedge	23
47-055177-001	Setting Table Assembly Frame, GS-X	11	47-094346-003	Bearing Shell with Shoulder	21
47-055314-009	Pinholder Assembly - GS-X/CPO	12, 13	47-094347-003	Bearing Shell	21
47-055323-004	Micro Switch - GS-X	12, 13	47-094349-001	Front Shaft Assembly	21
47-055328-003	Connector Clip	13	47-094351-003	Washer	21
47-055785-004	Mount Plate - Steel	13	47-094353-004	PVC Spacer	21
47-070386-004	Counter Weight	19	47-094712-003	Bracket	21
47-071449-609	GS Metal Pinion Gear	18	47-094778-001	Universal Housing	20
47-071591-004	Sprocket Shaft	19	47-094782-003	Universal Release Lever - Button only	20
47-071602-004	Compression Spring	15	47-094789-003	Retaining Pins	20
47-071615-004	Square Shaft Gear	11	47-094790-009	Square Spindle	20
47-071702-003	Gear Assembly with Hub	18	47-094792-009	Universal Pin Station	5, 20
47-071705-004	Pinion Shaft	18	47-094793-009	Universal Pin Station	5, 20
47-071876-001	Frame (Adjustable B-Switch)	19	47-094794-009	Universal Pin Station	5, 20
47-071879-003	Cam	19	47-095050-003	Plastic Bearing	21
47-072307-004	Reed Switch (Red Box)	19	47-095103-001	Smart Shark Guide - LH	22, 23
47-073534-004	"A" Switch (Red Box)	19	47-095104-001	Smart Shark Guide - RH	22, 23
47-075188-001	Frame (Fixed B-Switch)	19	47-095105-003	Slide	23
47-075352-004	Pivot Bearing	19	47-095106-001	GS-X Shark Fin	22, 23
47-075356-003	Crank	19	47-095107-003	Housing	23
47-075357-003	Crank Arm	19	47-095108-001	Shark Switch Assembly	23
47-075473-003	Switch Support	19	47-095109-004	Spacer - long	23
47-075474-009	AP - Chain Gear	4, 18, 19	47-095111-004	Solenoid Plunger	23
47-075476-004	Shaft	19	47-095112-004	Spacer - short	23
47-075482-002	Guide Beam	19	47-095154-009	Universal Release Lever - Complete	20
47-075486-004	Chain	19	47-095609-002	Slider Assembly - Slider only	20, 21
47-075488-004	5/8" Chain	19	47-095726-004	Mounting Plate	25
47-085348-003	Bearing Housing	19	47-095727-004	Pressure Plate	25
47-085349-003	Tube Guide	12, 19	47-095728-004	Angle Bracket	25
47-085430-003	L.H. Guide Support Bracket	19	47-095729-004	Mounting Bracket	25
47-085436-003	R.H. Guide Support Bracket	19	47-095737-001	R.H. Overflow Chutes	24, 25
47-085449-003	Support Rod	19	47-095738-001	L.H. Overflow Chute	24, 25
47-090547-004	Spur Gear with 25mm Collar	20, 21	47-095739-009	Overflow Chute Assembly without Sock - LH	24, 25
47-090969-003	Pin Stop	21	47-095740-009	Overflow Chute Assembly without Sock - RH	24, 25
47-090989-002	Double Pulley	21	47-095744-004	Round Belt Geared Pulley	22, 23
47-091277-002	Slider Assembly - Mount only	20, 21	47-095745-004	Round Belt Pulley - Non Geared	23
47-091284-002	Slider Assembly - Complete	20, 21	47-097132-000	Belt Welding Iron - 115V 50/60Hz	30
47-091890-002	Pin Shield (2, 3, 8, 9, 10)	21	47-097133-000	Belt Welding Iron - 230V 50/60Hz	30
47-092206-004	Shaft	21	47-097136-000	Teflon Heat Plt, PQ-18 Belt Welder	30
47-092211-002	Pin Shield (1, 6)	21	47-097417-000	Pin Guide/Stop	4, 20
47-092300-004	Polycord 12mm	21, 22, 23	47-097509-000	OEM Overflow Sock	24, 25
47-092300-005	Polycord 13mm	21, 22	47-142594-000	Switch Guard	29
47-092301-000	Polycord 12.7mm - Blue	22	47-142657-000	LH Harness Deck Power Motor Assmby	29
47-092415-003	Pulley with Bearing	21	47-142657-010	RH Harness Deck Power Motor Assmby	29
47-092527-000	Overflow Chute Pin Wipe for Metal Chute	24	47-142659-000	Harness Transformer Assembly	28, 29
47-092529-600	Sock - Heavy Duty (White)	25	47-142660-000	Black Power Switch/Cable	29
47-093547-004	Gear	21	47-142661-000	LH Harness Sweep Motor Power Assembly	29
47-093587-004	Dowel Pin 3mm x 15mm	21	47-142661-010	RH Harness Sweep Motor Power Assembly	29
47-093749-004	Bracket	25	47-142663-000	AC Power In Cable Assembly	29
47-093760-002	Pin Shield (7)	21	47-142664-000	LH Pin Light Power Cable	29
47-093863-003	Round Belt Pulley	20, 21	47-142664-010	RH Pin Light Power Cable	29
47-093874-004	Clamp	21	47-142692-000	Transformer/Harness - Double	28, 29
47-093876-004	Belt Cutter	30	47-142693-000	Transformer to CPU Cable	29
47-093900-003	Rear Distributor Gear	20	47-142700-000	CPU to High Voltage Logic Cable Assembly 14"	29

PART #	DESCRIPTION	PAGE	PART #	DESCRIPTION	PAGE
47-142712-000	Emergency Stop Contactor	28	47-861052-000	Cable Guide Clips	10
47-142736-404	CPU PCB Nex Gen Controller	29	47-862011-000	GS Sweep Foot Cap Upgrade Kit	16
47-142736-820	2002-2003 CPU board upgrade	28	47-862100-000	LCD Nex Gen Package	28
47-223170-000	12 Volt Bulb	6, 7	47-862108-000	Cushion Adjustment Hardware Kit	14, 15
47-225722-004	Dual Pin Light Fixture	43	47-862507-000	Pin Feed Extender Kit	5, 6, 7
47-225723-004	Pin Light Fixture - Standard	43	47-862508-000	Drill fixture	6, 7
47-226294-004	Ballast for 230 volt Pinlight	31	47-862509-403	Nex Gen Firmware w/ two 24 volt LED bulbs	6
47-243027-004	Switch - Complete	11	47-862770-000	Belt Welding Clamp	30
47-243028-004	OOR Switch Tower Down	19	47-862787-000	PROTECTIVE COVER	26
47-243029-004	Magnetic "B", "C", "D" Switch	19	47-862804-000	GS Electrical Tool Kit	31
47-245164-001	Setting Table Harness	11	47-862854-000	3.15 Amp Fuse	29
47-245420-004	Setting Table Cable Assembly (Nex Gen)	5, 10	47-862855-000	8 Amp - Ceramic Fuse	29
47-273865-009	Metric Tool Kit	30	47-862856-000	.5 AMP - Slow Blow Fuse	29
47-274332-002	Bearing Block Repair Kit	9	47-862857-000	Keyboard Membrane	29
47-274669-004	Two-Piece Spur Gear - Rear	20	47-862859-000	High Voltage PCB Nex Gen Controller	29
47-274888-009	Ball Door Flap Kit	14, 15	47-862863-000	I/O PCB Assembly	29
47-275620-009	Setting Table Repair Kit	10, 11	47-862866-404	Nex Gen Controller Assembly	29
47-275730-009	Distributor Repair Kit	21	47-862867-000	Emergency Stop Upgrade Kit	28
47-275731-009	AP - Overflow Chute Upgrade Kit	24	47-862877-403	Nex Gen Firmware	6, 28
47-275746-009	Two Piece Spur Gear - Front	20, 21	47-862931-000	Retaining Bow Extender Sleeve	20
47-275748-009	Distributor Round Belt Pulley	20, 21	47-862932-000	Accelerator Non-Slip Plate	26, 27
47-275804-009	Polycord 12mm	22	47-863001-000	LED Light Fixture - ONLY	5, 28, 43
47-275812-009	AP - Overflow Sock Pin Cleaner Kit	24	47-863013-000	Pkg-Led Pindeck Repl Panels (3)	43
47-275850-009	Setting Table Repair Kit	10	47-863014-000	Pkg-Power Supply-OS-8080	43
47-276153-009	Side Frame Repair Kit	8, 9	47-863015-000	Pkg - Main Control PCB Brd - OS-8080	43
47-277134-009	Belt Welding Kit 115V 50/60Hz	30	47-863016-000	Led Pindeck Light Spare Parts Kit	43
47-277135-009	Belt Welding Kit 230V 50/60Hz	30	47-900011-000	Spud Wrench	30
47-277455-009	Ball Stop	5	47-900012-000	Gauge Block	30
47-860001-000	Belt Welding Installation Tool	30	47-902401-000	GS Preventative Maintenance Wall Chart	31
47-860003-000	AP - Pin Wipe	24, 25	53-100415-010	Hand Dryer Hose - 2000 Twin Line	39
47-860005-000	Pivot Pin - Pkg of 10	13	53-400009-227	Throat Insert-Dark Gray w/Silver Logo	39
47-860009-000	Polycord Round Belt Trim Tool	22, 30	53-400009-229	Throat Insert-Graphite w/ Silver Logo	39
47-860009-001	Replacement Blades - Pkg of 2	22, 30	53-400027-002	Throat Insert-Black w/Black Logo	39
47-860011-000	GS-X Table Safety Support	12	53-400041-000	Hand Dryer Hose - Frameworx	39
47-860012-000	GS-X Pin Cleaner Kit Mop Covers	5, 24	53-400043-XXX	Vent Decal	39
47-860013-000	O-Ring - Pkg of 4	9	53-400044-000	Hood Lip Trim	39
47-860016-000	Pkg-Arm, Pin Count Switch (6)	7	53-400048-227	Side B Logo Assembly - Black	39
47-860021-000	GS Pinsetter Touch-Up Paint	30	53-400048-229	Side B Logo Assembly - Graphite	39
47-861001-001	R.O. Hex Head Cap Screw 5mm x 25mm	25	53-400049-227	Ball Rail Extrusion - Single - Black	38
47-861008-001	Truss Head Screw 6mm x 16mm	11	53-400049-229	Ball Rail Extrusion - Single - Graphite	38
47-861010-001	Flat Washer 13mm - Pkg of 20	15, 17, 19	53-400057-XXX	Wear Strip	39
47-861011-001	Flat Washer 17mm - Pkg of 10	9, 17	53-400067-000	Decal - Ball Rack Hand Warning	38
47-861018-001	Slotted Pan Head Screw 8mm x 60mm	9	53-400092-000	Replacement Logo "Brunswick"	38, 39
47-861028-001	Shim Washer 25mm x 36mm x 1mm	21	53-400097-000	L.H. Exit Track Only (Light Gray)	39
47-861029-001	Flat Washer 16mm - Pkg of 10	17	53-400097-003	L.H. Exit Track Only (Graphite)	39
47-861031-001	Flat Washer 18mm - Pkg of 10	19	53-400097-205	L.H. Exit Track Only (Black)	39
47-861040-001	Washer 6.1mm - Pkg of 10	13	53-400099-000	R.H. Exit Track Only (Light Gray)	39
47-861042-001	Rubber Washer (GS-96 and above) 10/pkg	9	53-400099-003	R.H. Exit Track Only (Graphite)	39
47-861043-000	Plastic Retaining Bow Bushing	20	53-400099-205	R.H. Exit Track Only (Black)	39
47-861044-000	Retaining Ring	20	53-400103-XXX	Front Decal	41
47-861045-000	Steel Shaft	20	53-400111-XXX	Rear Decal	41
47-861046-000	AP - Consolidated Rear Display Package	6, 7, 28	53-400165-000	Adapter Plate (Dark Gray)	41
47-861047-000	AP - Status Light Bulb - 24 volt LED	7	53-400165-100	Adapter Plate (Silver)	41
47-861048-403	AP - Nex Gen Rear Display Package	4, 6, 7, 28	53-400270-000	Ball Return End Cap - Top (Light Grey)	39
47-861049-009	O-Ring - Pkg of 5	14, 16, 18	53-400270-003	Ball Return End Cap - Top (Graphite)	39
47-861050-000	Speed Nut 8 mm (10/pkg)	11	53-400270-205	Ball Return End Cap - Top (Black)	39

PART #	DESCRIPTION	PAGE	PART #	DESCRIPTION	PAGE
53-400271-000	End Cap - Lower (Light Gray)	39	53-861122-205	Ball Return Color Kits Without "B" Logo - Black	38
53-400271-003	End Cap - Lower (Graphite)	39	53-861126-000	FX Ball Hood Throat Package - Dark Gray	38, 39
53-400271-205	End Cap - Lower (Black)	39	53-861126-003	FX Ball Hood Throat Package - Graphite	38, 39
53-400278-000	Vent - Ball Rack (Dark Gray)	39	53-861126-205	FX Ball Hood Throat Package - Black	38, 39
53-400278-003	Vent - Ball Rack (Graphite)	39	53-861127-000	FX Ball Rack Reset Switch - Dark Gray	38, 39
53-400278-205	Vent - Ball Rack (Black)	39	53-861127-100	FX Ball Rack Reset Switch - Silver	38, 39
53-400487-000	Decal - No Hands in Ball Return	38	53-861127-205	FX Ball Rack Reset Switch - Black	38, 39
53-400494-000	Decal - Max Number of Balls in Rack	38	53-861133-606	FX Ball Return Storage Rack	38
53-520026-000	Power Lift Idler Pulley Assembly	37	53-861133-608	FX Ball Return Storage Rack	38
53-520040-000	Rubber Power Lift Track	35	53-861147-606	FX Ball Return Storage Rack	38
53-520060-000	Ball Lift Wheel Assembly	34, 38	53-861147-608	FX Ball Return Storage Rack	38
53-520066-000	Power Lift Drive Shaft	36	53-861149-000	FX Ball Rack Safety Switch - Complete	38
53-520073-000	Ball Transition Assembly	37	53-861674-000	Intellishield Ball Return Guarding System	4, 37
53-520171-000	Rubber Power Lift Track	35	54-100260-000	Drink Holders	40
53-520172-000	Leather Power Lift Track	35	54-860511-001	Striking Line Wood Seat - Dark Cherry - Style A	40
53-520235-000	Poly V-Belt	34	54-860511-002	Striking Line Wood Seat - Natural - Style A	40
53-520235-600	AP - High Friction Poly V-Power Lift Belt	34	54-860512-001	Striking Line Wood Seat - Dark Cherry - Style B	40
53-520244-000	Power Lift Idler Pulley Assembly	37	54-860512-002	Striking Line Wood Seat - Natural - Style B	40
53-520663-001	Lower Pulley Assembly	37	54-860513-001	Striking Line Wood Seat - Dark Cherry - Style C	40
53-520678-000	Ball Lift Track Assy - FX - R.H.	35	54-860513-002	Striking Line Wood Seat - Natural - Style C	40
53-520679-000	Ball Lift Track Assy - FX - L.H.	35	54-861080-000	Striking Line Chair Glides	40
53-520686-000	Rubber Power Lift Track	35	54-861106-XXX	Easton Striking Line Seat Bucket	40
53-520696-001	Ball Lift Weldment Assembly (Metric)	37	54-861107-XXX	Montgomery Striking Line Seat Bucket	40
53-520723-000	Ball Lift Hood Retainer Clips (2/pkg)	39	54-861108-XXX	Broderick Striking Line Seat Bucket	40
53-529999-000	1/3 HP, 1150/950 RPM Power Lift Motor	36	54-861109-XXX	Wayland Striking Line Seat Bucket	40
53-600176-000	Reflector only	42	54-861110-XXX	Alden Striking Line Seat Bucket	40
53-600181-003	Sensor Assembly	42	57-860109-000	Reset Button Kit	42
53-600181-005	Tel-E-Foul PCB	42	57-860507-000	Reflector Assembly	42
53-860322-010	B/L Motor	36	57-860607-002	Tactile Switch Keyboard - Black Keys	42
53-860328-000	1/4 HP, 1425/1725 RPM Power Lift Motor	36	57-860608-002	Tactile Switch Keyboard - White Keys	42
53-860395-000	Frameworkx Seat 45° Swivel	40, 41	57-860935-227	Accent Decals - Overheads - Black	40
53-860431-000	Brunswick's Handy Conversion Kit	34	57-860935-229	Accent Decals - Overheads - Silver	40
53-860458-000	FX Ball Rack Safety Replacement Switch	38	57-863397-400	Frameworkx Console Flash Drive Kit	42
53-860555-000	Power Lift Clutch	36	57-863670-000	Ball Detect - Single	42
53-860628-115	Transformer - 115 volt	42	57-866867-000	Dual Pedestal - Dark Gray - Non-Pivot	42
53-860629-230	Transformer - 230 volt	42	57-866867-100	Dual Pedestal - Silver	42
53-860648-000	Brunswick Side Plate Logo Package	39	57-900102-000	Molex round extractor	31
53-860937-000	Ball Return Hood Assembly - Light Gray	39	57-900103-000	Molex Crimper	31
53-860959-000	FX Contour Seat Pkg. (Light Gray)	40, 41	57-900108-000	Miller Cutter/Stripper	31
53-860959-004	FX Contour Seat Pkg. (Graphite II)	40, 41	84-860602-000	Tel-E-Foul Division Cover	42
53-860960-XXX	Frameworkx Color Seat Kit	40, 41	84-860769-000	Tel-E-Foul Return Cover with Lenses	42
53-861005-101	Frameworkx Touch-Up Paint	40	84-860770-000	Tel-E-Foul Lens Set RH and LH	42
53-861010-XXX	Plastic Fastener (Pkg. of 10)	41	84-860902-000	"DO NOT CROSS FOUL LINE" Safety Decal	43
53-861026-227	Ball Rail Extrusions Package - Black	38	90-520060-000	Urethane Ball Lift V-Tire	34
53-861026-229	Ball Rail Extrusions Package - Graphite	38	90-520060-600	Urethane Foam Ball Lift Tire	34, 38
53-861026-XXX	Ball Rail Extrusion Package	39	90-520075-600	AP - Urethane Transition Tracks	37
53-861034-002	Ball Return Hood Assembly - Silver	39	90-520171-000	Santoprene Ball Lift Track	35
53-861034-205	Ball Return Hood Assembly - Black	39	90-520171-600	AP - Urethane Foam Ball Lift Track	35
53-861059-115	Pkg 115V Hand Dryer Fan	38	90-520172-600	AP - Frameworkx Ball Lift Track	35
53-861059-230	Pkg 230V Hand Dryer Fan	38	90-750069-000	Urethane (No-Bounce) Mallet	30
53-861066-000	Seat Back Cap (Dark Gray)	41	99-010103-004	Plastic Bearing	17
53-861076-000	Tel-E-Foul System	42	99-010108-004	Bearing	15
53-861077-000	Conversion Pkg - 24V to 115V	38	99-010123-004	Accelerator Motor Mount Bushing	26
53-861090-227	Ball Return Color Kits With "B" Logo - Black	38	99-026121-000	Ball Cushion Hydraulic Shock Assembly	14, 15
53-861090-229	Ball Return Color Kits With "B" Logo - Graphite	38	99-030363-004	Accelerator Motor-208/230/380	26
53-861122-002	Ball Return Color Kits Without "B" Logo - Graphite	38	99-040249-004	Sweep Roller Assembly	16, 17

PART #	DESCRIPTION	PAGE
99-046122-000	Sweep Shock Absorber	16
99-060219-004	Solenoid Assembly	27
99-060242-004	Pinholder Solenoid	12
99-060351-004	Pinholder Solenoid	12, 13
99-060387-004	Solenoid Consolidated/Nex Gen	22, 23
99-070356-004	Ball Door Solenoid	26
99-076120-000	Stroke Limiter Shock Absorber	18
99-076123-000	Stroke Limiter Shock Absorber	18
99-076362-000	Accelerator Motor-208/230/380	18
99-076363-000	Distributor Motor	18
99-076364-000	Table Motor	18
99-076365-000	Table Motor	18
99-076366-000	Sweep Motor	18
99-076367-000	Sweep Motor	18
99-090348-004	Spring	23
99-090349-004	O-Ring for Plunger	13, 23
G34-205116-000	Chain Lube	31

PART #	DESCRIPTION	PAGE
---------------	--------------------	-------------

SAFETY | PROCEDURES

SAFETY TIPS AND GENERAL SAFETY REGULATIONS

Following basic safety procedures can help avoid injury. As with all machinery, there is an element of risk working on the pinsetter if the rules of safety are disregarded. Common sense, a knowledge of pinsetters and a knowledge of basic safety procedures will prevent injury to personnel working on the machines.



Wear the proper clothing when working on the pinsetter. Don't wear neckties or loose clothing that may get caught in the machine. Wear pants without cuffs to prevent tripping. Wear shoes with safety, non-slip soles.



Use the right tool for each job to prevent injury to yourself and to the machine. Remove all tools from the pinsetter before turning it on.



Avoid the use of cleaners that are toxic.



To prevent slipping, immediately wipe up any oil or liquids that have spilled.



Store oily rags and any other combustibles in a fireproof container.



When the safety guards are removed from the pinsetter, be extra cautious while the pinsetter is turned on. Replace the guards immediately when the work is complete.

PINSETTER SAFETY REGULATIONS

- The head mechanic must teach all personnel who will work on the pinsetter enough about the machine to prevent accidents through ignorance.
- Always open the pinsetter circuit breaker or disconnect the pinsetter power plug from the electrical box before working on the machine.
- When the pinsetter shuts itself off electrically, be sure to open the circuit breaker and disconnect the pinsetter power plug from the electrical box before looking for, and clearing, the cause of the jam.
- Always reach over or around the machine assemblies, never through or between the shafts, arms and levers.
- Use the appropriate rods to securely lock the rake compression spring guide tube before maintaining the rake or deck.
- The desk person must never turn on a machine from the manager's control desk without first making sure that no one is working on the machine.
- Position the rake in its down position when working on the front of the machine to prevent being hit by a bowling ball.
- When more than one person is working on the machines, never turn on a machine without checking to see if everyone is clear of the machine.
- Under no circumstances allow an unqualified person to work on the pinsetter.

Partial schematics are listed in each section.

For full pinsetter and bowling schematics, visit our website at www.brunswickbowling.com/service-support/tech-support



SUPPORTING YOUR NEEDS

Since 1968, Brunswick Electronic Repair has supported Brunswick scoring equipment. Currently, we support repairs on products from 1985 through today including:

FRAMEWORX®

VECTOR®

SYNC™

We also repair electronic products related to Electronic Triggering, Tel-e-foul™, Pinball Wizard™, GS® Series Pinsetters, Envoy® and Authority22® lane machines.

GETTING YOU UP AND RUNNING – FAST!

We understand that electronic repairs can mean costly down time, which is why we offer three convenient methods of exchange and repair:

PRE-SHIP EXCHANGE

You can request rebuilt assembly from our stock be pre-shipped to your center. Getting you from down and out to up and running fast!

ASSEMBLY EXCHANGE

You send in a repairable assembly, in exchange we send you a previously rebuilt unit back.

ASSEMBLY REPAIR

You send in an assembly for repair, we repair that unit and send it back in operating condition.

OUR WORK IS GUARANTEED

Our goal is to ship you a high-quality, ready to use assembly. We back it up with a 90-day warranty on our rebuilt assembly materials and workmanship. We trust you won't need it.

GET STARTED

To place an order or receive additional information contact us at:

**IN NORTH AMERICA –
BRUNSWICK ELECTRONIC REPAIR**

Brunswick Bowling Products
525 West Laketon Ave.
Muskegon, MI 49441

Toll Free 24 hrs: 800-937-2695

Direct Dial: 231-725-3370

Fax: 231-725-4778

Email: erc@brunswickbowling.com

Website: <http://www.brunswickbowling.com>

IN CANADA – FRENCH/ENGLISH SPOKEN

Striker Bowling Solutions
#9 505 Iroquois Shore Road
Oakville, ON Canada L6H 2R3

Tool Free: 800-232-2369 ext. 5

Fax: 866-789-2695

**OUTSIDE OF NORTH AMERICA:
CONTACT YOUR LOCAL AUTHORIZED
BRUNSWICK DISTRIBUTOR**



Brunswick®

525 West Laketon Avenue
Muskegon, MI 49441-2601 USA
1-800-Yes-Bowl (Options 2,2,*)
1-231-725-4966 (Options 2,2,*)
inquiries@brunswickbowling.com
www.brunswickbowling.com

Go to www.brunswickbowling.com/contact to find a local Brunswick Sales Representative

Velcro is a registered trademark of Velcro Industries. Molex is a registered trademark of Molex Incorporated. Kevlar, Teflon, Delrin, and Zytel are registered trademarks of E.I. du Pont de Nemours and Company. Dyalon is a registered trademark of Thombert Incorporated. USBC is a registered trademark of United States Bowling Congress, Inc. Windows is a registered trademark of Microsoft Corporation in the United States and/or other countries. All other trademarks belong to Brunswick Bowling Products, LLC.

Brunswick is committed to continuous improvement. As a result, all specifications and options are subject to change without notice. Not for reproduction without the express written consent of Brunswick Bowling Products, LLC.

©2020 Brunswick Bowling Products, LLC. Printed in the USA. • Form #1019-06
2020 CATALOG